

**NATIONAL CAPITAL REGION  
PLANNING BOARD**

**राष्ट्रीय राजधानी क्षेत्र योजना बोर्ड**

**ANNUAL ACCOUNTS**

**वार्षिक लेखे**

**&**

**एवमं**

**AUDITORS - REPORT**

**लेखा परीक्षक की रिपोर्ट  
2003-2004**



*Certified true copy*

*S. Verma*

दीपक कुमार वर्मा

सहायक लेखा अधिकारी

राष्ट्रीय राजधानी क्षेत्र योजना बोर्ड

नई दिल्ली

**National Capital Region Planning Board**

**राष्ट्रीय राजधानी क्षेत्र योजना बोर्ड**

**1st Floor, Core IV- B ,**

**प्रथम तल, जोन-IV, कोर बी**

**India Habitat Centre,**

**भारत पर्यावास केन्द्र,**

**Lodhi Road, New Delhi-110003**

**लोधी रोड, नई दिल्ली-110003**

**OFFICE OF THE PRINCIPAL DIRECTOR OF AUDIT,  
ECONOMIC & SERVICE MINISTRIES, NEW DELHI.**

**AUDIT CERTIFICATE**

I have examined the Receipts and Payments Account and Income and Expenditure Account for the year ending 31 March 2004 and the Balance Sheet as on 31 March 2004 of National Capital Region Planning Board, New Delhi. I have obtained all the information and explanations that I have required and subject to the observations in the appended Audit Report, I certify, as a result of my audit, that in my opinion these accounts and Balance Sheet are properly drawn up so as to exhibit a true and fair view of the state of affairs of the National Capital Region Planning Board, New Delhi, according to the best of information and explanations given to me and shown by the books of the organisation.



**(SHUBHA KUMAR)  
Pr. Director of Audit  
Economic & Service Ministries**

**Place: New Delhi**

**Date: 15-7-05**

**Audit Report on the accounts of National Capital Region Planning Board (NCRPB),  
New Delhi for the year 2003-04**

**1. Introduction**

National Capital Region Planning Board (NCRPB) was established in March 1985 under the Act of Parliament called "National Capital Region Planning Board Act, 1985". The Ministry of Urban Development and Poverty Alleviation releases grants to the Board to enable the Board to carry out its functions.

During the year 2003-04, the Board received a total grant of Rs. 53.90 crore from the Ministry as per details given below:-

- i. Revenue (Non-plan) Rs. 1.90 crore
- ii. Capital (Plan) Rs. 52.00 crore

The Annual Accounts of NCRPB are audited under Section 19(2) of the Comptroller & Auditor General's (Duties, Powers and Conditions of Service) Act 1971 read with Section 25 of the NCRPB Act 1985.

**Comments on Accounts**

**Balance Sheet**

**2. Liabilities**

**2.1 NCRPB Funds**

**Grants-in-aid from Ministry of Urban Development & Poverty Alleviation (MOUDPA) – Rs. 52 crore.**

The NCRPB received the grant of Rs. 52 crore (cumulative : Rs. 517.92 crore) as Plan grant from Ministry of Urban Development and Poverty Alleviation to acquire permanent or semi permanent assets during 1985-86 to 2003-04. NCRPB diverted the grant

### 3.

by providing interest bearing loans to States as exhibited in schedule – 2 under the head “Loans to State Governments/ Implementing Agencies.” Terms and conditions of grants were, thus, contravened without approval of the Ministry. This had the effect of increasing the income of the Board by way of interest income from year to year (amount indeterminate) with corresponding increase in current Assets - ‘Loans and Advances.’

The Board stated (March 2005) that the Plan Grant is too meagre for financing large scale infrastructure development projects in the Capital Region and therefore, the same is being used as ‘seed money’ in line with the objective of the Board. The reply is not tenable as the Board did not get the terms of the grants released for development, suitably amended before its disbursement as interest bearing term loans despite the matter repeatedly being pointed out in the Audit Reports since 2001-02.

#### 2.2 Suspense and Deposits (Liability)

##### Sundry Deposits – Rs. 0.23 lakh

The amount is being shown as Security Deposit under the head “Suspense and Deposits (Liability Side) continuously from the year 1995-96 but the Board is neither aware of the nature of deposit nor have any information showing party-wise break-up alongwith particulars about occurrence of the transactions. Although this liability has become more than eight years old, yet the Board took no action to liquidate the same.

The Board stated (March 2005) that the amount will be adjusted in the accounts for the year 2004-05.

#### Income & Expenditure Account (Plan)

##### Expenditure –

#### 3. Provision for Income Tax – Rs. 27.40 crore

The amount of Provision for Income Tax including penalty as shown in the accounts, was not correct to the following extent:-

- (i) The NCRPB made short provision for Rs. 8.53 lakh in the year 2002-03 towards Income Tax payable as it had actually paid Income Tax Rs.23.41 crore (April 2004) against the provision of Rs. 23.33 crore. The shortfall in provision relating to the previous year has not been provided in the current year's Accounts under the prior period adjustments.
- (ii) Penalty and interest amounting to Rs. 6.94 crore for non deposit of advance tax and non-filing of return for 2002-03, which was not provided for in the accounts for the year 2002-03,has not been provided for in the current year also under the Prior Period Adjustment
- (iii) The provision of Income Tax carried over to the Balance Sheet differed with the provision as made in Income and Expenditure Account as shown below.

(Rs. in crore)

Year	Provision made in the I & E Account	Amount carried over in Balance Sheet
2002-03	23.33	22.96
2003-04	27.40	1.83
<b>Total</b>	<b>50.73</b>	<b>24.79</b>

Although the Assessment of Income Tax is still pending, the advance payments/TDS have been adjusted in the Accounts; thus understating the Accumulated Provision by Rs. 25.94 crore.

- (iv) The amount of penalty/interest of Rs. 88.73 lakh paid on default during the year has not been shown distinctly as extra ordinary item.

#### 4. General

The Internal Audit System prevailing in the Board needs to be strengthened to make it commensurate with the size and nature of its activities.

  
 Pr. Director of Audit

NATIONAL CAPITAL REGION PLANNING BOARD  
BALANCE SHEET AS AT 31st MARCH 2004

AS AT	LIABILITIES	Schedule	AS AT	ASSETS	Schedule	AS AT
31.03.2003			31.03.2004			31.03.2004
20094038.94	<b>A. ASSETS FUND</b>	17		<b>A. FIXED ASSETS</b>	1	
	Balance as per Last year		20094038.94	i) As per block Capital Schedule		2993979.08
	Add: Assets acquired during the year out of Grant		1737416.32	ii) Office Accommodation in IHC		15275649.63
	Less: Depreciation on assets acquired out of Grants		2977179.22			
			18854276.04			19269628.71
9776894.136.50	<b>B. NCRPB FUND</b>			<b>B. LOANS TO STATE GOVTS./</b>	2	
	a) Balance as per Last year		9776894.136.50	<b>IMPLEMENTING AGENCIES</b>		9129360743.00
	b) Grant/Contribution from Delhi Govt.		300000000.00			
	c) Grant in aid from Deptt of MUDPA		520000000.00			
	d) Excess of Income over Expenditure (Non Plan) upto last year		1294538.55			
	(i) Add: Excess of Income over Expenditure transferred from Income & Expenditure (Plan) Account		520042303.19			
	(ii) Add: Excess of Income over Expenditure transferred from Income & Expenditure (Non-Plan) Account					
			97329.78			
11118328308.02				<b>C. STOCK OF NCR BOOKS AND</b>	3	
	<b>C. OTHER FUND</b>			<b>PUBLICATIONS</b>		1878555.16
41008252.00	Project Development Fund	18	41008252.00			
8985500000.00	<b>D MARKET BORROWING</b>	19		<b>D. ADVANCES TO STAFF</b>	4	
	Taxable & Taxfree Bonds		5977000000.00			2318795.00
7314369.00	<b>E GPF ACCOUNT</b>	20	8108463.00			
				<b>E SUSPENSE &amp; DEPOSITS</b>	5	
	<b>F CPF ACCOUNT</b>			a). Security Arrangement of Janpathi Bhawan		89631.00
504101.00	<b>G PENSION FUND</b>		504101.00	b) Deposit with MTNL & GMT	6	33730.00
				c) Misc. Current Assets	7	921417.00
284610.00	<b>H GIS FUND</b>			d) Travelling Advance	8	31000.00
	Balance as per Last Year		284610.00	e) Other Advance	9	15895.00
	Add: Employees Contribution during the Year		28890.00	f). LTC Advance		22944.00
	Add: Provision for GIS liabilities		800000.00			
	Less: Paid during the year		11580.00			
				<b>F PROVIDENT FUND DEPOSITS</b>	10	
	<b>I SUSPENSE &amp; DEPOSITS</b>					9079700.95
22507.00	a) Sundry Deposits		22507.00			
16717.00	b) Depreciation Employees Recoveries	21	25067.00	<b>G. CASH &amp; BANK BALANCES</b>		
9800.00	c) Tax Deduct at Source	22	409100.00	929.09. a). Cash in hand		16720.09
	d) Employees House loan Recoveries		3780.00	b). Balances in Saving Bank A/c's	11	1040882176.55
				c). Fixed Deposits with Scheduled Banks	12	4661556198.00
				d) Bond Redemption Reserve Balance	12	2645657641.00
14211168.00	<b>J CURRENT LIABILITIES &amp; PROVISIONS</b>	23	1101920.00			8348112735.64
	a) Expenses Payable		573589156.00			
2000.00	b) Excess Recoveries from Staff		2000.00	<b>H. PREPAID EXPENSES</b>	13	
229636974.00	c) Net Provision for Income Tax (Asslt. Yr. 2003-04)		229636974.00			168188.00
	d) Net Provision for Income Tax (Asslt. Yr. 2004-05)		18291205.00	<b>I ADVANCES RECOVERABLE</b>		
	<b>K Excess received against loans</b>		821519335.00	<b>J INTEREST ACCRUED/RECEIVABLE</b>	14	
	Greater Noida		300.00	a). Interest Accrued but not due on FDR's	15	117469708.60
	HSCB		1000000.00	b). Interest Receivable on Loans	15	357572088.00
				c). Interest Accrued on Staff Loans	16	822739.00
				<b>K GRANT IN AID RECEIVABLE</b>		475864535.60
19234162370.99	<b>TOTAL</b>		17987165499.06			17987165499.06
			19234162370.99			

ASSISTANT ACCOUNTS OFFICER  
*[Signature]*

DIRECTOR  
*S. Sri vasanthi*

MEMBER SECRETARY  
*[Signature]*



NATIONAL CAPITAL REGION PLANNING BOARD			
INCOME AND EXPENDITURE ACCOUNT OF THE REVENUE GRANT (NON PLAN) FOR THE YEAR ENDED ON 31st MARCH 2004			
S.N.	Expenditure	31-3-2004 Rs.	31-3-2003 Rs.
1	Salaries	4483352.00	15000000.00
	Pay	5027434.00	
2	Retirement Benefits	150930.00	17262583.68
	Leave Encashment	893391.00	34900.00
	Pension - 543391.00		6633.00
	Gratuity - 350000.00		48217.00
3	Office Expenses	57963.00	190121.96
	Postage	33125.00	652616.44
	Liveries	369983.70	54250.00
	Telephone	45000.00	
	Audit Fee	201634.00	
	Stationery	79751.00	
	Computer Stationery	165235.00	
	Printing & Binding	210265.00	
	Petrol	198846.00	
	Maintenance of Vehicle	40193.00	
	Conveyance	310193.00	
	Other Expenditure	286630.00	
	Maintenance of Office Equipment	46611.00	
	Maintenance of Office Furniture	66113.00	
	Water & Electricity Expenses	578173.00	
	Interest on GPF Account	159799.75	
	Newspaper & Periodicals	557445.00	
	Recruitment Expenses	189145.00	
	Hospitality Expenses	370688.00	
	Travelling Expenses	185546.00	
	Meeting Expenses	95000.00	
	Seminar & Training		
4	Foreign Service Contribution	107403.00	
	Leave Salary	130867.00	
	Pension Contribution	800000.00	
5	Provision for GST liabilities	343913.00	
6	Fee & Honorarium	27693.00	
7	Board's Contribution towards CPF	543383.00	
8	Licence Fee Paid to Deptt. of Estates	749056.00	
9	IHC Maintenance charges	193788.00	
10	Legal Fee	230000.00	
11	Property Tax paid to IHC	97329.78	
12	Excess of Income Over Expenditure transferred to Balance Sheet	781123.40	
	Total	18034879.23	15924744.40

GRANT-IN-AID

Revenue Grant from MOUD&PA - 19000000.00  
 Less: Acquisition of Fixed Assets out of Grant lrd. to Asset Fund - 1737416.32  
 Application Fee for recruitment - 34900.00  
 Licence fee recovered from staff - 6633.00  
 Recovery towards use of staff car - 48217.00  
 Income received on CPF deposits - 45847.00  
 Income received on GPF deposits - 636698.55  
 Audit fees payable(00-01) written off - ..

18034879.23 15924744.40

S. S. VASANTH  
 DIRECTOR

P. Srinivas  
 JOINT DIRECTOR (FINANCE)

ASSISTANT ACCOUNTS OFFICER

MEMBER SECRETARY

8

NATIONAL CAPITAL REGION PLANNING BOARD  
 RECEIPT AND PAYMENT OF THE REVENUE GRANT(NON PLAN) FOR THE YEAR ENDED ON 31ST MARCH 2004

Receipts	TOTAL (Rs.)	Plan	Non-Plan	Payment	TOTAL (Rs.)	Plan	Non-Plan
<b>OPENING BALANCES</b>				<b>EXPENSES</b>			
BALANCE IN SAVING ACCOUNTS	4392542.22	594392542.22		ADVERTISEMENT & PUBLICITY	97500.00	97500.00	
BALANCE IN SAVING ACCOUNTS (GPF)	433587.94		1433587.94	AUDIT FEES	185500.00		185500.00
BALANCE IN SAVING ACCOUNTS (CPF)	51562.96		51562.96	BOARD'S CONTRIBUTION CPF	25418.00		25418.00
CASH IN HAND	929.09	929.09		COMPUTER STATIONERY	79751.00		79751.00
<b>RECEIPTS DURING THE YEAR</b>				CONVEYANCE EXPENSES	44208.00		44208.00
AMOUNT OF FDR ENCASHED	20960526113.00	20960526113.00		FEE & HONORARIUM	364300.00		364300.00
APPLICATION FEE OF RECRUITMENT	35000.00		35000.00	FSC (LEAVE SALARY)	93625.00		93625.00
CONTRIBUTION FROM DELHI GOVT	300000000.00	300000000.00		FSC (PENSION CONTRIBUTION)	54820.00		54820.00
ENCASHMENT OF PF DEPOSITS	435500.00		435500.00	HOSPITALITY EXPENSES	184526.00		184526.00
EXCESS RECEIPTS AGAINST LOANS TO STATE GOVT	100300.00		100300.00	IHC MAINT. CHARGES	553149.00		553149.00
GIS FUND CASH RECOVERIES	360.00		360.00	INCOME TAX PAID	25000000.00	25000000.00	
GPF ADV. WITH OF SB SRIVASTAVA	127000.00		127000.00	INTEREST PAID ON BONDS	326883048.00	326883048.00	
GPF FUND CASH RECOVERIES	229908.00		229908.00	LEAVE ENCASHMENT	150930.00		150930.00
GRANT IN AID -NP( MOUDPA)	5000000.00		19000000.00	LEGAL FEE	187488.00		187488.00
GRANT IN AID Plan (MOUDPA)	520000000.00	520000000.00		LICENCE FEES	906635.00		906635.00
INTEREST ON LOAN TO STATE GOVT / IMPL. AGENCIES	1129667632.00	1129667632.00		LISTING FEES	96446.00	96446.00	
INTEREST ON SAVING BANKS	768805.82		768805.82	LIVERIES	34538.00		34538.00
INTREST ON FDR	671321822.28	671321822.28		MAINT. OF OFFICE EQUIPMENTS	479740.00		479740.00
INTT ON PF DEPOSITS	514449.45		614449.45	MAINT. OF OFFICE FURNITURE	46611.00		46611.00
INTT ON SB A/C (PF)	34336.10		34336.10	MEETING EXPENSES	185546.00		185546.00
LTC ADVANCES RECOVERIES	4467.00		4467.00	NCR MONITORING EXP	27598754.00	27598754.00	
NCR PUBLICATION SALES	26430.00	26430.00		NET SALARY PAID	6959124.00		6959124.00
PENAL INTEREST RECEIVED ON LOANS	14161419.00	14161419.00		NEWSPAPER & PERIODICALS	162979.75		162979.75
RECOVERIES OF OTHER ADVANCES TO STAFF	34670.00		34670.00	OTHER EXPENSES	368612.00		368612.00
RECOVERIES OF TRAVELLING ADVANCE	42522.00		42522.00	PENSION PAID	678474.00		678474.00
REPAYMENT OF LOANS BY STATE GOVT.	2347078182.00	2347078182.00		PETROL	222214.00		222214.00
TAX DEDUCTED AT SOURCE	9236928.00		19236928.00	POSTAGE	41225.00		41225.00
RECOVERY FROM STAFF TOWARDS TELEPHONE BILLS	34198.30		34198.30	PRINTING & BINDING	165235.00		165235.00
RECOVERY TOWARDS PRIVATE USE OF STAFF CAR	48217.00		48217.00	PROPERTY TAX PAID	230000.00		230000.00
CASH RECOVERY TOWARDS EXCESS PAY & ALLCES	18305.00		18305.00	RATING AGENCY CHARGES	2565062.00	2565062.00	
CASH RECOVERY TOWARDS LICENSE FEE	1320.00		1320.00	RECRUITMENT EXPENSES	557445.00		557445.00
MISC. RECEIPTS FROM STAFF	540.00		540.00	REGISTRAR'S FEE	116848.00	116848.00	
RECOVERY TOWARDS EXCESS CONVEYANCE PAID	4711.00		4711.00	RETIREMENT GRATUITY	350000.00		350000.00
				SEMINAR & TRAINING	89000.00		89000.00
				STATIONERY	160927.00		160927.00
				STUDIES & SURVEYS	200000.00	200000.00	
				TELEPHONE EXPENSES	403354.00		403354.00
				TRAVELLING EXPENSES	347090.00		347090.00
				TRUSTEESHIP FEE	898550.00	898550.00	
				VEHICLE RUNNING & MAINT.	169574.00		169574.00
				WATER & ELECTRICITY EXPENSES	77583.00		77583.00
				<b>OTHERS</b>			
				ACQUISITION OF FIXED ASSETS	2592698.32	855282.00	1737416.32
				ADV WITHDRAWAL AGAINST GPF FUND	1471993.00		1471993.00
				AMOUNT INVESTED IN FDR	19107414952.00	19107414952.00	
				BANK LOAN RECOVERIES OF EMPLOYEES	85520.00		85520.00
				BOND REDEMPTION	3008500000.00	3008500000.00	
				DEPOSIT WITH MTNL&GMT	9557.00		9557.00
				DEPUTION EMPLOYEES RECOVERIES	238327.00		238327.00
				FESTIVAL ADVANCE	40500.00		40500.00
				GPF PAID TO SB SRIVASTAVA	80000.00		80000.00
				HBA PAID TO STAFF	75000.00	75000.00	
				INVESTMENT OF P F FUNDS(UTI G-Sec)	1500000.00		1500000.00
				LOAN DISBURSED TO STATE GOVT	2740766000.00	2740766000.00	
				LTC ADVANCE	72340.00		72340.00
				OTHER ADVANSES TO STAFF	45865.00		45865.00
				PAYMENT FROM GIS FUND	11580.00		11580.00
				SCOOTER ADVANCE	60000.00	60000.00	
				TAX DEDUCTED AT SOURCE	48587552.00	48587552.00	
				TDS ON ENCASHMENT OF FDR	130163.00	130163.00	
				TDS ON INTT. RECD. ON LOANS	2730000.00	2730000.00	
				TRAVELLING ADVANCE TO STAFF	67522.00		67522.00
				<b>CLOSING BALANCE</b>			
				BALANCE IN SAVING ACCOUNTS	1040882176.55	1040882176.55	
				BALANCE IN SAVING ACCOUNTS (GPF)	1347696.49		1347696.49
				BALANCE IN SAVING ACCOUNTS (CPF)	8765.96		8765.96
				CASH IN HAND	16720.09	16720.09	
<b>Total</b>	<b>26579431758.16</b>	<b>26537943875.41</b>	<b>41487882.75</b>	<b>Total</b>	<b>26579431758.16</b>	<b>26558474053.64</b>	<b>20957704.52</b>

ASSISTANT ACCOUNTS OFFICER

JOINT DIRECTOR (FINANCE)

DIRECTOR

MEMBER SECRETARY

NATIONAL CAPITAL REGION PLANNING BOARD  
 SCHEDULE OF FIXED ASSETS FOR THE YEAR 2003-04




S.N.	NAME OF ASSETS	Balance as on 1.4.03	Addition		SALES	GROSS BALANCE	DEPRECIATION		NET BALANCE
			UPTO 30.9.03	AFTER 30.9.03			Rate (%)	Amount	
(a)	<b>ASSETES ACQUIRED OUT OF GOVERNMENT GRANTS</b>								
1	Additional Power Point	3133.35				3133.35	15.00	470.00	2663.34
2	Air Conditioner	7390.16				7390.16	25.00	1847.54	5542.62
3	Auto Dialler	551.62				551.62	25.00	137.91	413.71
4	calculator	1212.46				1212.46	25.00	303.12	909.34
5	Car	687733.02		425830.00		1113563.02	20.00	180129.60	933433.42
6	Computers / Printers	347147.02	727628.00			1074775.02	60.00	644865.01	429910.01
7	Computers Software & Dev.	0.00	43500.00			43500.00	60.00	26100.00	17400.00
8	CVT	9953.40				9953.40	25.00	2488.35	7465.05
9	Eco Videography	1903.26				1903.26	25.00	475.81	1427.44
10	Electric Appliances	12050.76				12050.76	25.00	3012.69	9038.07
11	Electronic Typewriter	1672.79				1672.79	25.00	418.20	1254.59
12	EPABX	25340.96	204178.00			229518.96	25.00	57379.74	172139.22
13	Fall Ceiling Tube Fittings	1473.66				1473.66	25.00	221.05	1252.61
14	Fax Machine	19102.16				19102.16	25.00	4775.54	14326.62
15	Fire Fighting Equipments	287.06				287.06	25.00	71.77	215.29
16	Furnishing	81405.30	10543.00			93068.30	15.00	13876.25	79192.05
17	Furniture	45408.61		174735.32		220143.93	15.00	19916.43	200227.50
18	Godrej Safe / Chest	2906.27				2906.27	15.00	435.94	2470.33
19	Godrej Cabinet	7895.57				7895.57	15.00	1184.34	6711.23
20	Hotline Projection Visio	10065.32				10065.32	25.00	2516.33	7548.99
21	Krison VCR	1271.90				1271.90	25.00	317.98	953.92
22	Nikon Digital Camera	0.00		70740.00		70740.00	25.00	8842.50	61897.50
23	Photocopy Machine	661453.98				661453.98	25.00	165363.50	496090.48
24	PVC Partition	10504.47				10504.47	15.00	1575.67	8928.80
25	Padestal Fan	2322.39				2322.39	15.00	348.36	1974.03
26	Paper Monster Junior	0.00							
27	Refrigerator	1997.86		5292.00		5292.00	25.00	661.50	4630.50
28	Ratating Scriber	18483.63				1997.86	25.00	499.47	1498.39
29	Spel Binder A4 size	0.00				18483.63	25.00	4620.91	13862.72
30	Tape Recorder / Two-in-One	5082.44		6571.00		6571.00	25.00	821.38	5749.62
32	Telephones	18673.07				5082.44	25.00	1270.61	3811.83
33	Television	4103.09		30989.00		49662.07	25.00	8541.88	41120.19
34	Typewriter	3406.19		28990.00		33093.09	25.00	4649.52	28443.57
35	UPS	11424.80				3406.19	25.00	851.55	2554.64
36	Wall Clocks	534.32				11424.80	60.00	6854.88	4569.92
37	Water Cooler	4092.91				534.32	15.00	80.15	454.17
38	Water Dispenser	0.00	5300.00			4092.91	25.00	1023.23	3069.68
39	Web Camera (D-link)	0.00	2000.00			5300.00	25.00	1325.00	3975.00
	<b>SUB TOTAL</b>	<b>2009983.80</b>	<b>993149.00</b>	<b>744267.32</b>	<b>0.00</b>	<b>3747400.13</b>		<b>1168773.71</b>	<b>2578626.41</b>
(b)	Office Accommodation at IHC	18084055.14				18084055.14	10.00	1808405.51	16275649.63
(A)	<b>Total (a) + (b)</b>	<b>20094038.94</b>	<b>993149.00</b>	<b>744267.32</b>	<b>0.00</b>	<b>21831455.27</b>		<b>2977179.22</b>	<b>18854276.04</b>

AAO

Jt Director (Fin)

S. Srivastava  
 Director

Member Secretary

<b>(B) ASSETES ACQUIRED OUT OF OWN FUNDS</b>									
1	Coat Stand	9840.15	--	--	--	9840.15	15.00	1476.02	8364.13
2	Computers / Printers	5234.88	--	--	--	5234.88	60.00	3140.93	2093.95
3	Furniture	8199.20	--	--	--	8199.20	15.00	1229.88	6969.32
4	Projector Epson	363044.50	--	--	--	363044.50	25.00	90761.13	272283.37
5	Computer Software & Dev.	178508.40	--	--	--	178508.40	60.00	107105.04	71403.36
6	Telephones	5241.25	--	--	--	5241.25	25.00	1310.31	3930.94
7	UPS	125769.00	--	--	--	125769.00	60.00	75461.40	50307.60
	<b>Total</b>	<b>695837.38</b>	<b>0.00</b>	<b>0.00</b>	<b>0.00</b>	<b>695837.38</b>		<b>280484.71</b>	<b>415352.67</b>
<b>GRAND TOTAL (A+B)</b>		<b>20789876.32</b>	<b>993149.00</b>	<b>744267.32</b>	<b>0.00</b>	<b>22527292.64</b>		<b>3257663.93</b>	<b>19269628.71</b>
 <b>ASSISTANT ACCOUNTS OFFICER</b>		 <b>JOINT DIRECTOR (FINANCE)</b>			S. Srinivasulu <b>DIRECTOR</b>		 <b>MEMBER SECRETARY</b>		

(1)

**NATIONAL CAPITAL REGION PLANNING BOARD**  
CORE-IVB, INDIA HABITAT CENTRE  
LODHI ROAD, NEW DELHI

**LOANS TO STATE GOVERNMENT/IMP. AGENCIES**

Schedule-2

1-Apr-2003 to 31-Mar-2004

Page 1

Particulars	Opening Balance		Transactions		Closing Balance
	Dr	Cr	Debit	Credit	
<b>ARYANA - DHBVN</b>	<b>13,00,00,000.00</b>				
STR. OF TRNS. & DIS. NETWK-GURGAON			12,00,00,000.00	1,62,50,000.00	23,37,50,000.00
TRANS.& DIST. NETWORK-GURGAON	13,00,00,000.00		12,00,00,000.00		12,00,00,000.00
<b>ARYANA - UHBVN</b>	<b>1,12,50,000.00</b>				
TRAN.&DIST. OF POWER IN ROHTAK(112.50L)			3,54,60,000.00		4,67,10,000.00
TRANS & DIST. OF POWER IN ROHTAK (354.60L)	1,12,50,000.00				1,12,50,000.00
			3,54,60,000.00		3,54,60,000.00
<b>SBC, CHANDIGARH</b>	<b>36,25,94,000.00</b>				
FIRESERVICES IMP.IN 16 TN OF HRY(472.40)				4,01,73,428.00	32,24,20,572.00
M.FIRE SER.IN 16 TOWNS,HARYANA	4,72,40,000.00			67,48,571.00	4,04,91,429.00
SHIFTING OF MILK DAIRY IN 16 T	52,49,000.00			7,49,857.00	44,99,143.00
SHIFTING OF MILK DAIRY IN 6 T. (882.23)	98,02,000.00			32,67,333.00	65,34,667.00
SOLIDWASTE DIS. & IMP. RD. IN HR(1696.60)	8,82,23,000.00			2,94,07,667.00	5,88,15,333.00
SOLIDWASTE DIS. & IMP.ROAD, HR	16,96,60,000.00				16,96,60,000.00
	4,24,20,000.00				4,24,20,000.00
<b>SIDC, CHANDIGARH</b>	<b>61,25,66,666.00</b>				
DEV.OF GROWTH CENTRE, BAWAL			10,00,00,000.00	40,32,66,666.00	30,93,00,000.00
DEV.OF GROWTH CENTRE,BAWAL-700	7,50,00,000.00			3,75,00,000.00	3,75,00,000.00
DEV.OF IND.EST.SEC-IV, KUNDLI	5,25,00,000.00			1,75,00,000.00	3,50,00,000.00
DEV.OF INDL AREA,BARHI(GANNAR)	5,00,00,000.00			5,00,00,000.00	
DEV.OF INDL EST.BARHI (GANNAR)	1,66,66,666.00			1,66,66,666.00	
MT, MANESAR (RS.1000L)	5,00,00,000.00			5,00,00,000.00	
MT, MANESAR (Rs.2500L)	6,67,00,000.00			3,33,00,000.00	3,34,00,000.00
MT, MANESAR (Rs.5000L)	16,67,00,000.00			8,33,00,000.00	8,34,00,000.00
MT, MANESAR (Rs.500L)	10,00,00,000.00			10,00,00,000.00	
WATER SUPPLY & SEW. AT IMT PH-II,III,IV	3,50,00,000.00			1,50,00,000.00	2,00,00,000.00
			10,00,00,000.00		10,00,00,000.00
<b>IDA, CHANDIGARH</b>	<b>2,90,58,59,951.00</b>				
UG. & EXTN. OF WATER SUPPLY/SEW. IN HISSAR			1,16,72,41,000.00	63,75,42,604.00	3,43,55,58,347.00
UGMNTATION OF WATER SUPPLY, FBD.			2,20,00,000.00		2,20,00,000.00
CONS. OF 2nd PH. OFWATER WKS,GURGAON	6,75,00,000.00				6,75,00,000.00
CONST. OF 200 BADED HOSPITAL-GURGAON	1,10,00,000.00				1,10,00,000.00
DEV. OF INDL SEC-7, PANIPAT			1,50,00,000.00		1,50,00,000.00
DEV.OF INS.SEC.32 & 39,GURGAON	24,92,300.00			8,30,770.00	16,61,530.00
DEV.OF INST.SEC.32 & 39,GURGAON	22,30,765.00			11,15,385.00	11,15,380.00
DEV.OF PANIPAT & GURGAON-85-86	15,76,916.00			15,76,916.00	
DEV.OF RES.SC.SEC-11,12PANIPAT	50,00,000.00			6,25,000.00	43,75,000.00
DEV.OF RES.SEC-2, BAHADURGARH	6,92,311.00			6,92,311.00	
DEV. OF RES SEC-2, BHADURGARH (300L)	14,01,06,000.00				14,01,06,000.00
DEV.OF RES. SEC-38, GURGAON			3,00,00,000.00		3,00,00,000.00
DEV. OF RES. SEC44-47 FARIDABAD (400L)	4,68,00,000.00			93,60,000.00	3,74,40,000.00
DEV.OF RES.SEC-7 & 8, SONEPAT			4,00,00,000.00		4,00,00,000.00
DEV.OF RES.SEC.9,9A,BAHADURGAR	35,82,83,000.00				35,82,83,000.00
DEV. OF RES. SEC 9&9A, BHADURGARH(515L)	17,02,87,200.00			4,25,71,800.00	12,77,15,400.00
DEV. OF RES. SECTOR-24, PANIPAT			5,15,00,000.00		5,15,00,000.00
DEV.OF RES.SECTOR-38, GURGAON	12,85,88,800.00			3,21,47,200.00	9,64,41,600.00
DEV.OF SEC-2,3,4,RES.SC.ROHTAK	45,55,24,800.00			11,38,81,200.00	34,16,43,600.00
DEV.OF SEC-2,3,4 ROHTAK (250L)	1,41,80,000.00			1,41,80,000.00	
DEV. OF SEC-27 (RESDL)-FBD.	2,50,00,000.00			83,33,333.00	1,66,66,667.00
DEV. OF SEC-28 (RESDL)-FBD.			12,30,69,000.00		12,30,69,000.00
			8,52,33,000.00		8,52,33,000.00
<b>Carried Over</b>	<b>4,02,22,70,617.00</b>		<b>1,42,27,01,000.00</b>	<b>1,09,72,32,698.00</b>	<b>4,34,77,38,919.00</b>

AAO

Jt Director (Fin)

S. Srivastava  
Director

... continued  
Member Secretary

NATIONAL CAPITAL REGION PLANNING BOARD

LOANS TO STATE GOVERNMENT/IMP. AGENCIES Schedule-2 : 1-Apr-2003 to 31-Mar-2004

Particulars	Opening Balance	Transactions		Closing Balance
		Debit	Credit	
<b>Brought Forward</b>	4,02,22,70,617.00 Dr	1,42,27,01,000.00	1,09,72,32,698.00	4,34,77,38,919.00 Dr
DEV.OF SEC-44,47 (RESDL)FBD	26,34,85,000.00 Dr			26,34,85,000.00 Dr
DEV. OF SEC-62 (RESDL)-FBD.		39,80,55,000.00		39,80,55,000.00 Dr
DEV. OF SEC-65 (RESDL)-FARIDABAD		40,23,84,000.00		40,23,84,000.00 Dr
DEV.OF SECTOR-64(RES)FARIDABAD	18,29,13,000.00 Dr		4,57,28,250.00	13,71,84,750.00 Dr
FBD., SEC.44-47(RES.)-318.62L-13%	3,18,62,000.00 Dr		63,72,400.00	2,54,89,600.00 Dr
FBD. SEC.64(RES.)-344.12L-13%-14/11	3,44,12,000.00 Dr		86,03,000.00	2,58,09,000.00 Dr
INDL.SCHEME SEC-58, FARIDABAD(250I)	83,33,332.00 Dr		83,33,332.00	
INDL.SECTOR-59, FARIDABAD	1,84,05,000.00 Dr		61,35,000.00	1,22,70,000.00 Dr
INDL SECTOR 59 . FARIDABAD (623.58L)	1,03,93,000.00 Dr		1,03,93,000.00	
IND.SCHEME SECTOR-58,FARIDABAD	7,93,50,000.00 Dr		3,96,75,000.00	3,96,75,000.00 Dr
LINK ROAD SCHEME, GURGAON	11,53,850.00 Dr		3,84,615.00	7,69,235.00 Dr
MASTER SEWORAGE SH., TRUNK SW-4,GURGAON	4,50,00,000.00 Dr			4,50,00,000.00 Dr
MASTER WATER SUPPLY,ZONE-III,GURGAON	1,50,00,000.00 Dr			1,50,00,000.00 Dr
RES.SCHEME SEC-39, GURGAON	1,08,45,500.00 Dr		1,08,45,500.00	
RES.SCHEME SECTOR-18, PANIPAT	10,00,00,000.00 Dr		2,50,00,000.00	7,50,00,000.00 Dr
RES.SCHEME SECTOR-2, FARIDABAD	9,36,00,000.00 Dr		4,68,00,000.00	4,68,00,000.00 Dr
RES.SCHEME SECTOR-2, PALWAL	4,49,03,334.00 Dr		1,12,25,833.00	3,36,77,501.00 Dr
RES.SCHEME SECTOR-39, GURGAON	4,29,39,000.00 Dr		1,43,13,000.00	2,86,26,000.00 Dr
RES.SC.SEC-18, PANIPAT(236LAC)	2,36,00,000.00 Dr		1,18,00,000.00	1,18,00,000.00 Dr
RES.SEC. 13&17,PANIPAT(720L)	1,20,00,000.00 Dr		1,20,00,000.00	
RES.SEC-2 & 3 (PART), ROHTAK	1,09,28,400.00 Dr		36,42,800.00	72,85,600.00 Dr
RES.SECTOR-12 SCHEME, SONEPAT	1,51,16,670.00 Dr		1,51,16,670.00	
RES.SECTOR-12, SONEPAT	1,30,20,000.00 Dr		43,40,000.00	86,80,000.00 Dr
RES.SECTOR-12, SONEPAT (175L)	1,75,00,000.00 Dr		43,75,000.00	1,31,25,000.00 Dr
RES.SECTOR 13 & 17, PANIPAT	5,55,60,000.00 Dr		1,85,20,000.00	3,70,40,000.00 Dr
RES.SECTOR-2,3(PART)SC.ROHTAK	58,33,335.00 Dr		58,33,335.00	
RES.SECTOR-3(PART-III), REWARI	93,47,400.00 Dr		31,15,800.00	62,31,600.00 Dr
RES.SECTOR-3(PART-II), REWARI	36,66,670.00 Dr		36,66,670.00	
RES.SECTOR-40, GURGAON	3,45,34,200.00 Dr		1,15,11,400.00	2,30,22,800.00 Dr
RES.SECTOR-40 SCHEME, GURGAON	1,25,33,335.00 Dr		1,25,33,335.00	
SEC-24, RES.SCHEME, PANIPAT	2,52,00,000.00 Dr		63,00,000.00	1,89,00,000.00 Dr
SEC-2, RES. SCHEME, FARIDABAD	4,21,00,000.00 Dr		1,40,33,333.00	2,80,66,667.00 Dr
SEC-4, RES.SCHEME, REWARI	33,33,333.00 Dr		33,33,333.00	
SECTOR-2, RES.SCHEME, PALWAL	2,00,00,000.00 Dr		1,00,00,000.00	1,00,00,000.00 Dr
SECTOR-4,RES.SCHEME, REWARI	1,99,00,000.00 Dr		66,33,333.00	1,32,66,667.00 Dr
SECTOR-4 RES.SCHEMEW, REWARI	2,53,29,500.00 Dr		1,26,64,750.00	1,26,64,750.00 Dr
SECTOR-58, INDL SC., FARIDABAD	3,00,00,000.00 Dr		1,00,00,000.00	2,00,00,000.00 Dr
SONIPAT, SEC.7&8 (RES.)-360L-13%	3,60,00,000.00 Dr		90,00,000.00	2,70,00,000.00 Dr
WIDNING OF BADKAL RD,AKHIR-DEL BDR.	2,60,00,000.00 Dr			2,60,00,000.00 Dr
WIDNING OF MEHROLY RD,NH-8 TO DEL BDR.	2,25,00,000.00 Dr			2,25,00,000.00 Dr
WIDNING OF OLD DEL. ROAD-300L	3,00,00,000.00 Dr			3,00,00,000.00 Dr
<b>M.P.GOV'T</b>	<b>56,25,00,000.00 Dr</b>	<b>18,00,00,000.00</b>	<b>13,50,00,000.00</b>	<b>60,75,00,000.00 Dr</b>
CONS.-6 LANE ROAD.CMA GWALIOR	18,00,00,000.00 Dr		3,60,00,000.00	14,40,00,000.00 Dr
CONS.OF 132KV POWER ST.GWALIOR	12,00,00,000.00 Dr		2,40,00,000.00	9,60,00,000.00 Dr
CONS. OF 6 LANE ART. ROAD-GWALIOR (18 CR)		18,00,00,000.00		18,00,00,000.00 Dr
DEV.-GWALIOR COUNTER MAGNET-I	16,85,25,000.00 Dr		4,81,50,000.00	12,03,75,000.00 Dr
<b>Carried Over</b>	<b>4,58,47,70,617.00 Dr</b>	<b>1,60,27,01,000.00</b>	<b>1,23,22,32,698.00</b>	<b>4,95,52,38,919.00 Dr</b>

... continued

*AAO*  
AAO

*Jt Director (Fin)*  
Jt Director (Fin)

*S. Sinastane*  
Director

*Member Secy*  
Member Secy

## NATIONAL CAPITAL REGION PLANNING BOARD

LOANS TO STATE GOVERNMENT/IMP. AGENCIES Schedule-2 : 1-Apr-2003 to 31-Mar-2004


Particulars	Opening Balance	Transactions		Closing Balance
		Debit	Credit	
<b>Brought Forward</b>	4,58,47,70,617.00 Dr	1,60,27,01,000.00	1,23,22,32,698.00	4,95,52,38,919.00
DEV.OF CMA ,GWALIOR Ist PH).-1074L	9,39,75,000.00 Dr		2,68,50,000.00	6,71,25,000.00
<b>MUNICIPAL CORP. FARIDABAD</b>	16,00,00,000.00 Dr			16,00,00,000.00
AUG.OF WATER SUPPLY SYS.-FBD	16,00,00,000.00 Dr			16,00,00,000.00
<b>PATIYALA URBAN DEV. AUTHORITY</b>	12,68,35,000.00 Dr	28,80,00,000.00		41,48,35,000.00
EXTN. & AUG.OF WATER SUPPLY. SWASTE AT PATIALA	12,68,35,000.00 Dr			12,68,35,000.00
INTEGRATED TOWNSHIP DEV. -PATIALA (2880L)		28,80,00,000.00		28,80,00,000.00
<b>PWD,HARIYANA, BLG. &amp; ROAD BR.</b>	22,72,00,000.00 Dr			22,72,00,000.00
UPGRADATION OF ROADS, NCR HARIYANA	22,72,00,000.00 Dr			22,72,00,000.00
<b>PWD, HARIYANA, PUB. HEALTH DEPT.</b>	9,80,00,000.00 Dr	19,60,00,000.00		29,40,00,000.00
AUG. & EXT. OF WATER SUPPLY & SEW. 5 TN. HRY.	9,80,00,000.00 Dr			9,80,00,000.00
AUG & EXT. OF WATER SUPPLY & SEW-5 TOWN, HAR		19,60,00,000.00		19,60,00,000.00
<b>RAJASTHAN BRIDGE CON.CORPN</b>	3,49,16,668.00 Dr		1,18,83,332.00	2,30,33,336.00
CONS.OF TUNNEL GHATI (66L)	49,50,000.00 Dr		16,50,000.00	33,00,000.00
CONS.OF TUNNEL JINDOLI (131 L)	1,31,00,000.00 Dr		43,66,666.00	87,33,334.00
CONS.OF TUNNEL JINDOLI (132L)	1,32,00,000.00 Dr		44,00,000.00	88,00,000.00
CONS.OF TUNNEL-JINDOLI GHATI	36,66,668.00 Dr		14,66,666.00	22,00,002.00
<b>U.I.T.ALWAR (RAJASTHAN)</b>	9,23,35,621.00 Dr	2,50,00,000.00	4,48,07,954.00	7,25,27,667.00
AMBEDKAR NGR RES.SC.ALWAR	1,00,00,000.00 Dr		1,00,00,000.00	
AMBEDKAR NGR RES.SC.ALWAR-373L	3,73,00,000.00 Dr		1,24,33,333.00	2,48,66,667.00
AMBEDKER NGR RESDL SH., ALWAR		2,50,00,000.00		2,50,00,000.00
ARAVLI VIHAR RES.SC.ALWAR	2,50,00,000.00 Dr		1,25,00,000.00	1,25,00,000.00
BHAGAT SINGH SCHEME	6,61,000.00 Dr		3,75,000.00	2,86,000.00
COMM.COMPLEX, KEDIA GANJ,ALWAR	37,50,000.00 Dr		18,75,000.00	18,75,000.00
CONS.OF TRUCK TER.ALWAR (16.5)	3,75,000.00 Dr		1,25,000.00	2,50,000.00
CONS. OF TRUCK TERMINAL, ALWAR	1,15,000.00 Dr		1,15,000.00	
CONS.OF TRUCK TERMINAL-ALWAR20	3,00,000.00 Dr		1,50,000.00	1,50,000.00
HASAN KHAN MEWATI NGR.(S.PARK)	3,84,615.00 Dr		3,84,615.00	
HASANKHAN MEWATI NGR(S.PARK)50	6,00,000.00 Dr		4,00,000.00	2,00,000.00
RAIL ROAD BRIDGE SC.ALWAR(45L)	3,00,006.00 Dr		3,00,006.00	
RAO TULA RAM NGR RES.SC.BAHROD	75,00,000.00 Dr		37,50,000.00	37,50,000.00
RES.SC.BUDH VIHAR(V.NGR)ALWAR	15,00,000.00 Dr		5,00,000.00	10,00,000.00
RES.SC.CHANDU NGR,BHIWARI(100L	22,50,000.00 Dr		7,50,000.00	15,00,000.00
RES.SCH.CHANDU NAGAR, BHIWARI	23,00,000.00 Dr		11,50,000.00	11,50,000.00
<b>U.P.GOV'T</b>	1,37,32,03,019.00 Dr	4,48,65,000.00	67,57,91,698.00	74,22,76,321.00
ANAND VIHAR RES. SC. HAPUR	27,68,72,400.00 Dr		27,68,72,400.00	
AUGUMENTATION OF DR.SYSTEM,GZB	37,50,000.00 Dr		37,50,000.00	
BAREILLY C.MAGNET DEV.SC-1300L	8,12,50,000.00 Dr		1,62,50,000.00	6,50,00,000.00
BAREILLY C.MAGNET DEV.SC.-300L	1,00,00,000.00 Dr		50,00,000.00	50,00,000.00
BAREILLY COUNTER MAGNET DEV.SC	2,46,15,385.00 Dr		30,76,923.00	2,15,38,462.00
BUS STAND SCHEME, HAPUR	1,58,57,142.00 Dr		1,58,57,142.00	
COMM.COMPLEX,GARHMUKTESHWAR RD	2,46,150.00 Dr		2,46,150.00	
DEVELOPMENT OF MEERUT & HAPUR	70,00,000.00 Dr		8,75,000.00	61,25,000.00
DEV.OF RES.SC.DELTA-I,G/NOIDA	9,43,20,000.00 Dr		2,35,80,000.00	7,07,40,000.00
DEV.OF RES.SC.DELTA-II,G/NOIDA	8,00,00,000.00 Dr		2,00,00,000.00	6,00,00,000.00
DEV.OF RES.SC.DELTAIII,G/NOIDA	3,52,00,000.00 Dr		88,00,000.00	2,64,00,000.00
<b>Carried Over</b>	6,69,72,60,925.00 Dr	2,15,65,66,000.00	1,96,47,15,682.00	6,88,91,11,243.00

... contin

14/7  
AAD

  
J. J. Director (Fin)

S. Srivastava  
Director

  
Member Secretary

NATIONAL CAPITAL REGION PLANNING BOARD

LOANS TO STATE GOVERNMENT/IMP. AGENCIES Schedule-2 : 1-Apr-2003 to 31-Mar-2004

Particulars	Opening Balance	Transactions		Closing Balance
		Debit	Credit	
<b>Brought Forward</b>	6,69,72,60,925.00 Dr	2,15,65,66,000.00	1,96,47,15,682.00	6,88,91,11,243.00
DEV. OF SWARNNAGRI RES. SC. SEC31	9,60,00,000.00 Dr		2,40,00,000.00	7,20,00,000.00
HARISHCHANDRA DEV. CENTRE. BLND	24,48,000.00 Dr		8,16,000.00	16,32,000.00
HATHKARGA NGR, R.W.C, MRT-150LAC	11,53,844.00 Dr		11,53,844.00	
HATHKARGA NGR, R.W.C, MRT-184LAC	28,30,765.00 Dr		14,15,385.00	14,15,380.00
HATHKARGA NGR, R.W.C, MRT-250LAC	57,69,000.00 Dr		19,23,100.00	38,45,900.00
IMP. & DEV. OF WATER SUPPLY, MEERUT (98.65L)		98,65,000.00		98,65,000.00
IMP. & DEV. OF WATER SUPPLY, MRT	2,52,30,799.00 Dr		88,82,599.00	1,63,48,200.00
IMP. OF DRAINAGE NET, MRT-84.35L	67,48,000.00 Dr		16,87,000.00	50,61,000.00
IMP. OF DRAINAGE SYSTEM IN GZB(91-III)	60,00,000.00 Dr		10,00,000.00	50,00,000.00
IMP. OF DRINK. WATER, SIS, HINDON	32,92,000.00 Dr		8,23,000.00	24,69,000.00
IMP. OF EXIST. WATER S. SYSTEM, GZ	39,25,600.00 Dr		9,81,400.00	29,44,200.00
IMP. OF ROAD NET, GZB(337.5LACS)	3,37,50,000.00 Dr		56,25,000.00	2,81,25,000.00
IMP. OF ROAD NETWORK IN GZB	89,16,667.00 Dr		17,83,333.00	71,33,334.00
IMP. OF ROAD NETWORK-MRT-214.12	1,71,29,600.00 Dr		42,82,400.00	1,28,47,200.00
IMP. OF STREET LIGHT IN GZD(112.50L)	1,12,50,000.00 Dr		18,75,000.00	93,75,000.00
IMP. OF WATER S. SYSTEM, T. HINDON	38,75,200.00 Dr		9,68,800.00	29,06,400.00
IMPROVE.-DRAINAGE NETWORK, MRT	60,00,000.00 Dr		15,00,000.00	45,00,000.00
IMPROVE OF DRAINAGE SY. GZB	45,00,000.00 Dr		7,50,000.00	37,50,000.00
IMPROVE OF EX. WATER SUPPLY, GZB	56,25,000.00 Dr		9,37,500.00	46,87,500.00
IMPROVE. OF ROAD NETWORK, GZB	3,00,00,000.00 Dr		50,00,000.00	2,50,00,000.00
IMPROVE. OF ROAD NETWORK, MEERUT	3,00,00,000.00 Dr		30,37,435.00	2,69,62,565.00
IMPROVE. OF STREET LIGHT, GZB	52,87,500.00 Dr		17,62,500.00	35,25,000.00
KALINDI KUNJ RES. SC. KHURJA	2,60,00,000.00 Dr		2,60,00,000.00	
MKT. OF ASSET CREAT. BY MDA-538L	1,79,33,336.00 Dr		89,66,666.00	89,66,670.00
MKT. OF ASSETS CREATED BY MDA	1,66,66,665.00 Dr		1,66,66,665.00	
PALLAVPURAM SCH. MEERUT(50 LACS)	3,84,609.00 Dr		3,84,609.00	
PALLAVPURAM SC. MEERUT(100 LACS)	15,38,470.00 Dr		7,69,230.00	7,69,240.00
PALLAVPURAM SC. MEERUT(150 LAC)	11,53,844.00 Dr		11,53,844.00	
PALLAVPURAM SC. MEERUT(50 LACS)	7,69,230.00 Dr		3,84,616.00	3,84,614.00
SCHEME NO.6, MEERUT (85 LACS)	6,53,800.00 Dr		6,53,800.00	
SCHEME NO.7, MEERUT (40 LACS)	3,07,690.00 Dr		3,07,690.00	
SEWARAGE REHABILITATION SCH. MRT	2,23,38,000.00 Dr		89,35,200.00	1,34,02,800.00
SHASTABDI NAGAR, SEC-2, 4B, 5, 6, 8	11,53,845.00 Dr		3,84,615.00	7,69,230.00
SHATABDI NAGAR, 4C, MEERUT	70,40,000.00 Dr		17,60,000.00	52,80,000.00
SHATABDI NAGAR NEW TOWNSHIP SC	1,87,50,000.00 Dr		93,75,000.00	93,75,000.00
SHATABDI NGR 4C, MEERUT (230L)	86,25,000.00 Dr		28,75,000.00	57,50,000.00
SHATABDI NGR 4C, MEERUT(83.19L)	35,65,285.00 Dr		11,88,429.00	23,76,856.00
SHATABDI NGR NEW T'SHIP. MEERUT	3,37,50,000.00 Dr		1,12,50,000.00	2,25,00,000.00
SHATABDI NGR, S-2, 4B, 5, 6, 8-270L	83,07,693.00 Dr		20,76,923.00	62,30,770.00
SIS HINDON-IMP. OF WATER SUPPLY	85,50,000.00 Dr		14,25,000.00	71,25,000.00
SUPP. DRAINAGE NET, MRT(187.50L)	1,87,50,000.00 Dr		37,50,000.00	1,50,00,000.00
TRANS HINDON AREA, DRINK. WATER	60,00,000.00 Dr		10,00,000.00	50,00,000.00
TRANSPORT NAGAR SCHEME, HAPUR	5,13,60,000.00 Dr		5,13,60,000.00	
VASUNDHRA NGR RES. SC. -1125 LAC	8,43,75,000.00 Dr		2,81,25,000.00	5,62,50,000.00
VASUNDRA NAGAR RESIDENTIAL SC.	3,00,00,000.00 Dr		3,00,00,000.00	
VED VYAS PURI RES. MEERUT	62,50,000.00 Dr		62,50,000.00	
<b>Carried Over</b>	6,69,72,60,925.00 Dr	2,15,65,66,000.00	1,96,47,15,682.00	6,88,91,11,243.00

... continu

AAO

Director (Fin)

S. Srinivasan  
Director

Member Secy

**NATIONAL CAPITAL REGION PLANNING BOARD**

**LOANS TO STATE GOVERNMENT/IMP. AGENCIES Schedule-2 : 1-Apr-2003 to 31-Mar-2004**

Particulars	Opening Balance	Transactions		Closing Balance
		Debit	Credit	
<b>Brought Forward</b>	6,69,72,60,925.00 Dr	2,15,65,66,000.00	1,96,47,15,682.00	6,88,91,11,243.00 Dr
VED VYAS PURI RES. MEERUT(385L)	1,44,37,500.00 Dr		48,12,500.00	96,25,000.00 Dr
YAMUNAPURAM RES. PH-II, BLD/SHR(97L)	97,00,000.00 Dr		24,25,000.00	72,75,000.00 Dr
YAMUNAPURAM, RES. PH- II, BUL. (350L)		3,50,00,000.00		3,50,00,000.00 Dr
YAMUNAPURAM R.SC.-II, BLND-450L	3,60,00,000.00 Dr		90,00,000.00	2,70,00,000.00 Dr
<b>U.P.-GREATER NOIDA</b>	1,03,02,12,000.00 Dr	20,00,00,000.00	33,87,62,500.00	89,14,49,500.00 Dr
CONS. OF 400KV S/ST.(1559 LACS)	15,59,00,000.00 Dr		15,59,00,000.00	
CONS. OF NOIDA EX.WAY-1971.75L	16,43,12,000.00 Dr		3,28,62,500.00	13,14,49,500.00 D.
CONS.OF NOIDA/GR.NOIDA EX.WAY	25,00,00,000.00 Dr		5,00,00,000.00	20,00,00,000.00 D.
DEV.OF TOY CITY,GR.NOIDA(500L)	4,00,00,000.00 Dr		1,00,00,000.00	3,00,00,000.00 D.
DEV. OF UDYG VIHAR G/NOIDA-(1500 LACS)	12,00,00,000.00 Dr		3,00,00,000.00	9,00,00,000.00 D.
INF. DEV. SCHEME-GNOIDA		20,00,00,000.00		20,00,00,000.00 Dr
INFRA ST.DEV.SC.-G.NOIDA-3000L	30,00,00,000.00 Dr		6,00,00,000.00	24,00,00,000.00 D.
<b>UP-MEERUT DEV. AUTHORITY</b>		8,42,00,000.00		8,42,00,000.00 Dr
GANGANAGAR RESDL SH. PH-III, MEERUT		8,42,00,000.00		8,42,00,000.00 Dr
<b>U.P.POWER CORPORATION LTD</b>	80,40,00,000.00 Dr	30,00,00,000.00		1,10,40,00,000.00 Dr
STR. OF TRANS.& DIST. NETWK-MEERUT DIV.		30,00,00,000.00		30,00,00,000.00 D
TRANSMISSION-DIST.NETWORK,MRT	80,40,00,000.00 Dr			80,40,00,000.00 D
<b>UPSIDC</b>	11,42,00,000.00 Dr		2,86,00,000.00	8,56,00,000.00 D:
DEV.OF INTEG.IND.T'SHIP, LONI	7,14,00,000.00 Dr		1,43,00,000.00	5,71,00,000.00 D
DEV.OF INT.INDL T'SHIP, LONI	4,28,00,000.00 Dr		1,43,00,000.00	2,85,00,000.00 D
<b>UPSRTC</b>	9,00,00,000.00 Dr		1,50,00,000.00	7,50,00,000.00 D:
CONS.OF BUS STATION-SAHIBABAD	9,00,00,000.00 Dr		1,50,00,000.00	7,50,00,000.00 D
<b>Grand Total</b>	8,73,56,72,925.00 Dr	2,74,07,66,000.00	2,34,70,78,182.00	9,12,93,60,743.00 Dr

AA7  
AAO

*(Signature)*  
JH Director (Fin)

S. Sinastane  
Director

*(Signature)*  
Member Secretary

**NATIONAL CAPITAL REGION PLANNING BOARD**  
**STOCK OF NCR BOOKS & PUBLICATION AS ON 31-3-2004**  
**Schedule-3**

Particular (1)	Opening Stock (2)	Received during 2002-03 (3)	Total (4)	No. of sold (5)	No. of Complementary (6)	Total Balance stock (7)	cost (8)	Value of Stock (8) x (9) (10)	
Delhi 1999: A Fact Sheet	1146	0	1146	16	12	28	1118	321.87	359850.66
NCR- Growth & Development	89	0	89	11	1	12	77	200.00	15400.00
NCR- Industrial Potential	64	0	64	3	1	4	60	375.00	22500.00
Fiscal Plan 1995-2005	56	0	56	2	1	3	53	75.00	3975.00
Regional Plan 2021 NCR	14	0	14	0	0	0	14	0.00	Complementary
NCR Directory	1610	0	1610	11	2	13	1597	923.50	1474829.50
<b>TOTAL</b>	<b>2979</b>	<b>0</b>	<b>2979</b>	<b>43</b>	<b>17</b>	<b>60</b>	<b>2919</b>		<b>1876555.16</b>

16

\* Balance stock of previous year includes NCR Directory (27 Nos.) and Delhi 1999: A Fact Sheet (26) with M/s. DK Publishers Distributors (P) Ltd. and out of this M/s DK publishersold two copy of Directory and 4 copy of Fisheet during 2003-04 amounting to Rs. 5100/- this amount is recoverable from him as on 31.3.2004.

Complementary copies issued includes one copy of each publication (total-5) issued to present Member Secretary for official use.

*Adi*  
**ASST.ACCTS. OFFICER**

*R - c*  
**JOINT DIRECTOR (FINANCE)**

*S. Srivastava*  
**DIRECTOR**

**MEMBER SECRETARY**

NATIONAL CAPITAL REGION PLANNING BOARD  
CORE-IVB, INDIA HABITAT CENTRE  
LODHI ROAD, NEW DELHI

ADVANCES TO STAFF  
Schedule-4

1-Apr-2003 to 31-Mar-2004

Particulars	Opening Balance	Transactions		Closing Balance
		Debit	Credit	
CYCLE ADVANCE	2,670.00 Dr		1,150.00	1,520.00
FESTIVAL ADVANCE	10,950.00 Dr	40,500.00	33,300.00	18,150.00
HOUSE BUILDING ADVANCE	22,97,545.00 Dr	75,000.00	1,56,760.00	22,15,785.00
SCOOTAR ADVANCE	52,920.00 Dr	60,000.00	29,580.00	83,340.00
<b>Grand Total</b>	<b>23,64,085.00 Dr</b>	<b>1,75,500.00</b>	<b>2,20,790.00</b>	<b>23,18,795.00</b>

*[Signature]*  
AAD

*[Signature]*  
Jt Director (Fin)

S. Sivastam  
Director

*[Signature]*  
Member Secretary

**NATIONAL CAPITAL REGION PLLANNING BOARD**  
Security Arrangement of Janpath Bhawan

As on 31.3.2004

**Schedule-5**

S.N.	Name of Office/Departments	Outstanding Amount as on 31.03.2004
1	Kaveri Water Dispute, 4th floor, Janpath Bhawan, New Delhi	14877.00
2	Arbitrators Office, Min. of UAE, 6th floor, Janpath Bhawan, New Delhi	5843.00
3	Deptt. of Culture, Min. of HRD, 2nd floor, Janpath Bhawan, New Delhi	6095.00
4	Deptt. of Chemicals & Petro Chemicals 3rd floor, B-Wing, Janpath Bhawan, N. Delhi	5038.00
5	M/o Law & Justice, 4th floor, Janpath Bhawan, New Delhi	15199.00
6	Shops, Janpath Bhawan, New Delhi	42579.00
<b>Total</b>		<b>89631.00</b>

  
AAO

  
JOINT DIRECTOR (FINANCE)

  
DIRECTOR

  
MEMBER SECRETARY

19

**NATIONAL CAPITAL REGION PLANNING BOARD**  
CORE-IVB, INDIA HABITAT CENTRE  
LODHI ROAD, NEW DELHI

**DEPOSITS WITH MTNL & GMT**

Schedule-6

1-Apr-2003 to 31-Mar-2004

Page 1

Particulars	Closing Balance	
	Debit	Credit
GMT, GAZIABAD		15,000.00
MAHANAGAR TELEPHONE NIGAM LTD		12,890.00
SECURITY WITH MTNL		5,840.00
<b>Grand Total</b>		<b>33,730.00</b>

*Handwritten signature*  
HAO

*Handwritten signature*  
Jt Director (fin)

S. Sinastans  
Director

Member Secy

(20)

**NATIONAL CAPITAL REGION PLANNING BOARD**  
CORE-IVB, INDIA HABITAT CENTRE  
LODHI ROAD, NEW DELHI

**MISC. CURRENT ASSETS**  
Schedule-7

1-Apr-2003 to 31-Mar-2004

Page 1

Particulars	Closing Balance	
	Debit	Credit
AIIMS-REIMBURSEMENT FOR TELE BILL		1,798.00
D.G.S & D (ADVANCE FOR COMP.)	9,04,159.00	
M/s. DK PUBLISHERS - REC. OF NCR PUBLICATION		5,100.00
NCR CELL(GNCT DELHI)-SALE OF NCR DIRECTORIES		10,360.00
<b>Grand Total</b>		<b>9,21,417.00</b>

  
AAO

  
J. S. Director (fin)

S. Sivastane  
Director

Member Secretary

**NATIONAL CAPITAL REGION PLANNING BOARD**  
CORE-IVB, INDIA HABITAT CENTRE  
LODHI ROAD, NEW DELHI

**TRAVELLING ADVANCE**

Schedule-8

1-Apr-2003 to 31-Mar-2004

Particulars	Opening Balance	Transactions		Page
		Debit	Credit	Closing Balance
KS CHANDRASHEKAR- TA		25,086.00	19,586.00	5,500.00 C
RAJEEV CHADHA-TA		14,557.00	5,057.00	9,500.00 C
RAJEEV MALHOTRA-T.A.		6,300.00	800.00	5,500.00 C
RAMESH DEV- T.A.		3,033.00	1,533.00	1,500.00 C
SANJAY SARIN, LA- TA		5,000.00		5,000.00 C
SATYABIR SINGH-T.A.		3,171.00	1,671.00	1,500.00 C
SUSHIL KATARIA-T.A.	2,000.00 Dr	2,680.00	2,180.00	2,500.00 C
<b>Grand Total</b>	<b>2,000.00 Dr</b>	<b>59,827.00</b>	<b>30,827.00</b>	<b>31,000.00 D</b>

Ad 7  
AAD

  
J. D. Director (fin)

S. Srivastava  
Director

Member Secy

22

**NATIONAL CAPITAL REGION PLANNING BOARD**  
CORE-IVB, INDIA HABITAT CENTRE  
LODHI ROAD, NEW DELHI

**OTHER ADVANCES**

Schedule-9

1-Apr-2003 to 31-Mar-2004

Page 1

Particulars	Closing Balance	
	Debit	Credit
ANJALI PANCHOLY-O.A		100.00
DAVINDER KUMAR-O.A.		6,000.00
DINESH ARORA (ADV FOR PETROL)		1,000.00
DR SARIN-O.A.		5,000.00
HARIPAL- DRIVER (POLVEH. MAINT.)		1,240.00
MOHAN SAXENA- O.A.		555.00
NARINDER, DRIVER - (POL)		500.00
RAMPHAL-DRIVER-(POL)		500.00
SHASHI BISHT-O.A.		1,000.00
<b>Grand Total</b>		<b>15,895.00</b>

*Ald7*  
AAO

*R. Singh*  
Director (fin)

S. Sivastava  
Director

Member Secy

**NATIONAL CAPITAL REGION PLANNING BOARD**  
CORE-IVB, INDIA HABITAT CENTRE  
LODHI ROAD, NEW DELHI

**INVESTMENTS OF P.F.FUNDS**

Schedule-10

1-Apr-2003 to 31-Mar-2004

Particulars	Closing Balance	
	Debit	Credit
<b>INVESTMENT IN CPF</b>		<b>16,96,202.96</b>
IFCI-11.5% BONDS-2010(58TH)SE.		90,000.00
IFCI-13% BONDS-2007 (63RD)		30,000.00
INTEREST ACCRUED ON INVEST(CPF)		35,225.00
SAVING BANK(CPF)-SBOI.		8,765.96
SPECIAL DEPOSIT SCHEME-CPF		15,32,212.00
<b>INVESTMENT IN GPF</b>		<b>73,83,497.99</b>
H.P.H.S.C.L.BONDS-I-13.6%		10,00,000.00
IFCI-11.5% BONDS-2010(58TH)		50,000.00
IFCI-13% BONDS-2007(63RD SR)		30,000.00
IFCI- REDEMPTION OF 12.90% RR BOND		11,40,324.00
IFCI - REDEMPTION OF HI GROWTH BOND		3,58,110.00
INTEREST ACCRUED ON INVEST(GPF)		78,194.50
SAVING BANK(GPF)-SBOI.		13,47,696.49
SPECIAL DEPOSIT SCHEME (GPF)		18,79,173.00
UTI G-SEC FUND		15,00,000.00
<b>Grand Total</b>		<b>90,79,700.95</b>

*AAO*  
AAO

*J. Director (fin)*  
J. Director (fin)

*S. Sinastana*  
Director

*Member Secy*  
Member Secy

NATIONAL CAPITAL REGION PLANNING BOARD  
CORE-IVB, INDIA HABITAT CENTRE  
LODHI ROAD, NEW DELHI

**BANK ACCOUNTS**

Schedule-11

1-Apr-2003 to 31-Mar-2004

Particulars	Closing Balance	
	Debit	Credit
CORPN. BANK A/C NO.-CLSB-0253		38,70,11,875.90
CORPN. BANK-NOTIONAL A/C NO. 1466	42,62,80,482.00	
CORPN. BANK A/C NO. 123843	37,62,99,288.18	
BOI MAIN A/C NO.-01100050281	62,53,14,277.27	
STATE BANK OF INDORE-MUMBAI		5.00
<b>Grand Total</b>	<b>1,42,78,94,052.45</b>	<b>38,70,11,875.90</b>

*Ad7*  
AAD

*[Signature]*  
Director (fin)

S. Sinastane  
Director

*[Signature]*  
member Secy

NATIONAL CAPITAL REGION PLANNING BOARD  
CORE-IVB, INDIA HABITAT CENTRE  
LODHI ROAD, NEW DELHI

FIXED DEPOSIT RECEIPTS (General & BRR)

Schedule-12

1-Apr-2003 to 31-Mar-2004

Particulars	Opening Balance	Transactions		Closing Balance	Page
		Debit	Credit		
<b>ALLAHABAD BANK</b>					
009918/898(24/12/03-24/3/04)-5%		7,95,56,196.00	7,95,56,196.00		
010182/162(31/1/04-17/3/04)-5%		30,37,398.00	30,37,398.00		
<b>ANDHRA BANK-FDR</b>					
0137416(24/12/03-24/3/04)-5%		30,37,397.00	30,37,397.00		
		30,37,397.00	30,37,397.00		
<b>BANK OF MAHARASHTRA</b>	15,00,00,000.00 Dr	83,00,00,000.00		98,00,00,000.00 D	
181380(31/3/04-30/6/04)-5.50%		83,00,00,000.00		83,00,00,000.00 C	
8108571(2/11/01-2/5/04)-7.25%-BRR	15,00,00,000.00 Dr			15,00,00,000.00 C	
<b>BHART OVERSEAS BANK</b>					
312680(24/3/04-24/3/2005)-6.25%		14,00,00,000.00		14,00,00,000.00 D	
		14,00,00,000.00		14,00,00,000.00 C	
<b>CORPORATION BANK CORP CLASSIC FDRs</b>	1,53,25,000.00 Dr	7,21,51,32,000.00	5,76,75,00,000.00	1,46,29,57,000.00 C	
CLKCC/01/20053/5 (27.9.02-27.10.2005) - 7.5%	1,53,00,000.00 Dr			1,53,00,000.00 C	
CLKCC/01/20053/6 (15/11/02-15/12/05)-6.75%	25,000.00 Dr			25,000.00 C	
CLKCC/20053/11(20/8/03-20/9/06) -6%		1,31,74,000.00		1,31,74,000.00 C	
CLKCC/20053/22(26/12/03-10/1/04) -3.75%		4,00,000.00	4,00,000.00		
CLKCC/20053/9(25/4/03-24/5/06) -6.25%		3,96,000.00		3,96,000.00 C	
CLKCC-23(6/1/04-21/1/04)-23		63,04,00,000.00	63,04,00,000.00		
CLKCC-27(15/1/04-30/1/04)-3.75%		1,72,00,000.00	1,72,00,000.00		
CLKCC-28(21/1/04-5/2/04)-3.75%		63,14,00,000.00	63,14,00,000.00		
CLKCC-29(22.1.04-6.2.04)3.75%		2,92,00,000.00	2,92,00,000.00		
CLKCC-30(24/1/04-8/2/04)3.75%		43,85,00,000.00	43,85,00,000.00		
CLKCC-31(30/1/04-14/2/04)3.75%		1,72,00,000.00	1,72,00,000.00		
CLKCC-32(5.2.04-20.2.04)3.75%		66,99,00,000.00	66,99,00,000.00		
CLKCC-33(6.2.04-21.2.04)-3.75%		4,52,00,000.00	4,52,00,000.00		
CLKCC-34(9.2.04-24.2.04)3.75%		16,91,00,000.00	16,91,00,000.00		
CLKCC-35(14.2.04-29.2.04)3.75%		1,72,00,000.00	1,72,00,000.00		
CLKCC-39(27.2.04-13.3.04)3.75%		87,42,00,000.00	87,42,00,000.00		
CLKCC-40(28.2.04-14.3.04)-3.75%		15,64,00,000.00	15,64,00,000.00		
CLKCC-41(1.3.04-16.3.04)3.75%		1,37,00,000.00	1,37,00,000.00		
CLKCC-42(3.3.04-18.3.04)-3.75%		60,26,00,000.00	60,26,00,000.00		
CLKCC-43(5.3.04-20.3.04)3.75%		5,67,00,000.00	5,67,00,000.00		
CLKCC-44(9.3.04-24.3.04)3.75%		44,64,00,000.00	44,64,00,000.00		
CLKCC-45(12.3.04-27.3.04)3.75%		7,63,00,000.00	7,63,00,000.00		
CLKCC-46(13.3.04-28.3.04)3.75%		87,55,00,000.00	87,55,00,000.00		
CLKCC-51(18.3.04-2.4.04)-3.75%		60,35,00,000.00		60,35,00,000.00 C	
CLKCC-52(19.3.04-3.4.04)-3.75%		35,00,000.00		35,00,000.00 C	
(CLKCC-53(20.3.04-4.4.04)3.75%		5,68,00,000.00		5,68,00,000.00 C	
CLKCC-54(23.3.04-7.4.04)3.75%		26,31,00,000.00		26,31,00,000.00 C	
CLKCC-55(24.3.2004-8.4.04)-3.75%		44,71,00,000.00		44,71,00,000.00 C	
CLKCC-56(27.3.04-11.4.04)-3.75		6,00,62,000.00		6,00,62,000.00 C	
<b>DEVELOPMENT CREDIT BANK</b>					
04626300000967(31/3/04-30/6/04)-5.50%	8,00,00,000.00			8,00,00,000.00 D	
		8,00,00,000.00		8,00,00,000.00 C	
<b>L&amp;FS</b>					
002/2003-04 (25/6/03-30/6/03)-6%		26,65,60,548.00	16,65,60,548.00	10,00,00,000.00 D	
006145(17/3/04-27/4/04)-5.15%		13,61,11,781.00	13,61,11,781.00		
RTD 010-006131(15/12/03-15/3/04)-6.00%		10,00,00,000.00		10,00,00,000.00 C	
		3,04,48,767.00	3,04,48,767.00		
<b>Carried Over</b>	16,53,25,000.00 Dr	8,61,42,86,141.00	6,01,66,54,141.00	2,76,29,57,000.00 D	

... continuer

AAO

JH Director (Fin)

S Srivastava  
Director

member Secy

NATIONAL CAPITAL REGION PLANNING BOARD  
FIXED DEPOSIT RECEIPTS (General & BRR) Schedule-12 : 1-Apr-2003 to 31-Mar-2004

Particulars	Opening Balance	Transactions		Closing Balance
		Debit	Credit	
<b>Brought Forward</b>	16,53,25,000.00	Dr 8,61,42,86,141.00	6,01,66,54,141.00	2,76,29,57,000.00
<b>INDIAN BANK, NEW DELHI</b>	1,18,00,00,000.00	Dr 1,07,23,47,589.00	2,10,23,47,589.00	15,00,00,000.00
0688080(2/11/02-2/5/04)-7.75%-BRR	15,00,00,000.00	Dr		15,00,00,000.00
0688866-69 (19/2/03-20/4/03) -6.70% BRR	93,09,39,465.00	Dr 1,04,23,972.00	94,13,63,437.00	
0688875 (20/2/03-21/4/03) -6.70% BRR	9,90,60,535.00	Dr 10,91,023.00	10,01,51,558.00	
0691228 (24/12/03-24/3/04)-5%			30,37,397.00	30,37,397.00
0691569(19/1/04-29/3/04)-5.10%			1,05,77,95,197.00	1,05,77,95,197.00
<b>INDUSIND BANK</b>	60,22,00,000.00			60,22,00,000.00
524452(17/3/04-17/3/05)-6.30% BRR	29,08,00,000.00			29,08,00,000.00
524453(17/3/04-27/4/04)-5.75%	31,14,00,000.00			31,14,00,000.00
<b>J&amp;K BANK LTD.</b>	1,43,95,64,384.00		1,01,29,64,384.00	42,66,00,000.00
780742-745(28/11/03-27/2/04)-5.20%	87,42,83,492.00		87,42,83,492.00	
780746(2/12/03-2/03/04)-5.20%	13,86,80,892.00		13,86,80,892.00	
780847-48 (24/3/04-24/3/05)-6.06% BRR	30,80,00,000.00			30,80,00,000.00
935915 (17/3/04-27/4/04)-5.05%	2,86,00,000.00			2,86,00,000.00
935916/136(31/3/04-30/6/04)-5.50%	9,00,00,000.00			9,00,00,000.00
<b>KARNATAKA BANK LTD.</b>	9,00,00,000.00			9,00,00,000.00
858554(31/3/04-30/6/04)-5.50%	9,00,00,000.00			9,00,00,000.00
<b>LAKSHMI VILAS BANK</b>	19,20,00,000.00			19,20,00,000.00
274416(24/3/04-24/3/05)6.25%-BRR	19,20,00,000.00			19,20,00,000.00
<b>LORD KRISHNA BANK</b>	11,92,00,000.00			11,92,00,000.00
196171(17/3/04-17/3/05)-6.85%-BRR	11,92,00,000.00			11,92,00,000.00
<b>PUNJAB NATIONAL BANK</b>	30,00,00,000.00	Dr 2,12,32,53,929.00	2,25,87,48,009.00	16,45,05,920.00
1120004105414649 FLEXI(10/3/4-24/3/04)-4%			80,45,05,920.00	80,45,05,920.00
238481(9.2.04-10.3.04)-4.40%			80,32,73,500.00	80,32,73,500.00
565556 (31/3/03-30/9/03)- 7.52%	30,00,00,000.00	Dr 1,13,86,032.00	31,13,86,032.00	
566944(29/8/03-5/9/03)-4%			5,50,42,192.00	5,50,42,192.00
567084(19/9/03-29/9/03)-4.25%			28,45,40,365.00	28,45,40,365.00
PNB FLEXI FD-4105415170 (24/3-10/4)			16,45,05,920.00	16,45,05,920.00
<b>TATE BANK OF BIKANER &amp; JAIPUR</b>			30,37,397.00	30,37,397.00
932931(24/12/03-24/3/04)-5%			30,37,397.00	30,37,397.00
<b>TATE BANK OF HYDERABAD</b>	73,25,00,000.00	Dr 77,28,72,560.00	80,97,14,919.00	69,56,57,641.00
0511524-(31/1/04-20/4/04)- 5.50%			34,78,28,820.00	34,78,28,820.00
0511525(31/1/04-20/4/04 )-5.50%			34,78,28,821.00	34,78,28,821.00
0576538(27/9/02-27/3/04)-7.50%-BRR	30,00,00,000.00	Dr 3,53,72,142.00	33,53,72,142.00	
0576588(14/11/02-14/5/03)-6.50%-BRR	12,25,00,000.00	Dr 40,13,957.00	12,65,13,957.00	
FD/3 0606877(30/7/02-31/1/04)-7.75%-BRR	31,00,00,000.00	Dr 3,78,28,820.00	34,78,28,820.00	
<b>TATE BANK OF INDORE</b>	71,00,00,000.00	Dr 2,03,04,68,191.00	2,74,04,68,191.00	
10050281(9/5/02-9/5/03)-8.40%-BRR	40,00,00,000.00	Dr 3,46,73,295.00	43,46,73,295.00	
1315952-(31/7/02-31/01/04)-7.75%-BRR	31,00,00,000.00	Dr 3,78,28,821.00	34,78,28,821.00	
733587 (19/4/03-29/4/03)- 4%			70,07,67,123.00	70,07,67,123.00
733590(21/4/03-28/4/03)-4%			1,10,08,43,836.00	1,10,08,43,836.00
991689 (29/11/03-28/2/04)-5.01%			15,63,55,116.00	15,63,55,116.00
<b>Carried Over</b>	3,08,78,25,000.00	Dr 17,05,92,30,191.00	14,94,39,34,630.00	5,20,31,20,561.00

... continu

AAD

J. Director (Fin)

S. Sinastana  
Director

Member Secy

NATIONAL CAPITAL REGION PLANNING BOARD

FIXED DEPOSIT RECEIPTS (General & BRR) Schedule-12 : 1-Apr-2003 to 31-Mar-2004

Particulars	Opening Balance	Transactions		Closing Balance
		Debit	Credit	
<b>Brought Forward</b>	3,08,78,25,000.00 Dr	17,05,92,30,191.00	14,94,39,34,630.00	5,20,31,20,561.
<b>STATE BANK OF PATIALA</b>	3,08,00,00,000.00 Dr	9,96,67,85,232.00	11,75,26,91,954.00	1,29,40,93,278.
416252-255(19/7/02-19/1/04)-8.75%-BRR	92,00,00,000.00 Dr	12,75,49,304.00	1,04,75,49,304.00	
416405-(17/9/02-17/3/04)-7.75%-BRR	40,00,00,000.00 Dr	4,88,11,381.00	44,88,11,381.00	
416830-32-(26/2/03-13/4/03)-7%	76,00,00,000.00 Dr	67,04,657.00	76,67,04,657.00	
416865 (11/3/03-26/4/03)-7.26%	30,00,00,000.00 Dr	27,44,877.00	30,27,44,877.00	
416866 (11/3/03-10/6/03)-7.26%	30,00,00,000.00 Dr	54,30,082.00	30,54,30,082.00	
416907(21/3/03-20/6/03)-7.61%	40,00,00,000.00 Dr	75,89,151.00	40,75,89,151.00	
417032 (16/4/03 TO 16/7/03)- 6.05%		45,67,87,603.00	45,67,87,603.00	
417033-35 (13/4/03-13/10/03)-6.76%		79,28,38,254.00	79,28,38,254.00	
417036-37/39 (16/4/03-16/10/03)-6.76%		79,32,90,419.00	79,32,90,419.00	
417191-(14/5/03-13/8/03)-6%		23,34,40,548.00	23,34,40,548.00	
417255 (30/5/03-15/7/2003)-5.76		15,10,88,877.00	15,10,88,877.00	
417280 (10/6/2003-9/9/03) -6.01%		31,00,06,596.00	31,00,06,596.00	
417281 (10/6/03-9/9/03)- 6.01%		12,17,98,060.00	12,17,98,060.00	
417442 (16/7/03-14/10/03)-6.16%		15,34,09,271.00	15,34,09,271.00	
417443 (16/7/03-15/10/03)-6.16%		46,38,02,859.00	46,38,02,859.00	
417444 (16/7/03-15/10/03)-6.16%		9,13,82,203.00	9,13,82,203.00	
417481(26/07/03-25/10/03)-6.16%		17,26,10,827.00	17,26,10,827.00	
417514-516 &18(8/8/03-8/2/04)-6.26		80,03,78,979.00	80,03,78,979.00	
417531-32(13/8/03-13/2/04)-6.26%		48,16,08,824.00	48,16,08,824.00	
417591(2/9/03-2/3/04)-6.16%		46,40,42,668.00	46,40,42,668.00	
417615(5/9/03-5/3/04)-6.06%		5,66,79,124.00	5,66,79,124.00	
417626-27(9/9/03-9/3/04)-6.06%		44,49,87,446.00	44,49,87,446.00	
417695-96(7/10/03-6/01/04)-6.06%		63,04,13,979.00	63,04,13,979.00	
417744-46(13/10/03-28/11/03)-5.26%		79,80,94,010.00	79,80,94,010.00	
417747(15/10/03-30/11/03)-5.26%		9,19,87,979.00	9,19,87,979.00	
417748(14/10/03-29/11/03)-5.26%		15,44,26,227.00	15,44,26,227.00	
417752,53&59(16/10/03-14/4/04)-6.16%		79,32,90,419.00		79,32,90,419.
417755(15/10/03-13/4/04)-6.16%		46,38,02,859.00		46,38,02,859.
417760(17/10/03-15/4/04)-6.16%		3,00,00,000.00		3,00,00,000.
417761(17/10/03-15/4/04)-6.16%		70,00,000.00		70,00,000.(
417788(25/10/03-24/01/04)-5.76%		17,50,89,613.00	17,50,89,613.00	
417811-12 (1/11/03-31/1/04)-5.56%		7,60,39,644.00	7,60,39,644.00	
924076 (11/2/04-12/3/04)-4.41%		7,63,04,002.00	7,63,04,002.00	
924084-85 (13/2/04-14/3/04)-4.41%		48,33,54,490.00	48,33,54,490.00	
<b>STATE BANK OF SAURASHTRA</b>	1,88,25,00,000.00 Dr	2,28,71,45,111.00	4,16,96,45,111.00	
3170546(14/11/02-14/5/03)-6.50%-BRR	12,25,00,000.00 Dr	40,13,598.00	12,65,13,598.00	
3170547(14/11/02-14/5/03)-6.60%-BRR	56,00,00,000.00 Dr	1,86,32,460.00	57,86,32,460.00	
3170880-81(7/4/03-7/10/03)-6.95%		62,10,31,134.00	62,10,31,134.00	
978091-95 (15/2/03-16/4/03)-6.80%	1,13,84,29,371.00 Dr	1,27,25,459.00	1,15,11,54,830.00	
987096 (18/2/03-19/4/03) -6.80%%	6,15,70,629.00 Dr	6,88,242.00	6,22,58,871.00	
987174-75 &77(9/5/03-8/8/03)-5.95%		74,59,03,172.00	74,59,03,172.00	
987182 (14/5/03-13/8/03)-6%		23,34,40,548.00	23,34,40,548.00	
987184 (17/5/03 TO 30/5/03)-5.26%		4,49,37,972.00	4,49,37,972.00	
987185 (19/5/03-30/5/03)-5.26%		24,55,34,665.00	24,55,34,665.00	
987206 (20/6/03-19/9/03)- 6.03%		28,42,09,436.00	28,42,09,436.00	
<b>Carried Over</b>	8,05,03,25,000.00 Dr	29,31,31,60,534.00	30,86,62,71,695.00	6,49,72,13,839

... conti

Adz  
AAO

J. D. Director (Fin)

S. Srivastava  
Director

Member Secy

NATIONAL CAPITAL REGION PLANNING BOARD

FIXED DEPOSIT RECEIPTS (General & BRR) Schedule-12 : 1-Apr-2003 to 31-Mar-2004

Particulars	Opening Balance	Transactions		Closing Balance
		Debit	Credit	
<b>Brought Forward</b>	8,05,03,25,000.00 Dr	29,31,31,60,534.00	30,86,62,71,695.00	6,49,72,13,839.00 Dr
987337(12/11/03-11/2/04)-5.50%		7,60,28,425.00	7,60,28,425.00	
<b>UCO BANK, C/PLACE, N-DELHI.</b>	91,00,00,000.00 Dr	22,01,79,316.00	77,01,79,316.00	36,00,00,000.00 Dr
109328/489753/830115-(26/2/03 - 13/4/03)- 7%	76,00,00,000.00 Dr	71,41,919.00	76,71,41,919.00	
590843(2/11/02-2/5/04)-7.25%-BRR	15,00,00,000.00 Dr			15,00,00,000.00 Dr
612009 & 145670 (31/3/04-30/6/04)-5.35%		21,00,00,000.00		21,00,00,000.00 Dr
879025(24/12/03-24/3/04)-5%		30,37,397.00	30,37,397.00	
<b>UNITED WESTERN BANK</b>		25,00,00,000.00		25,00,00,000.00 Dr
0761947.(17/3/04-17/3/05)-6.75%-BRR		25,00,00,000.00		25,00,00,000.00 Dr
<b>VIJAYA BANK</b>	20,00,00,000.00 Dr			20,00,00,000.00 Dr
120415-(28/10/02 - 28/4/04)-7.50%-BRR	20,00,00,000.00 Dr			20,00,00,000.00 Dr
<b>Grand Total</b>	<b>9,16,03,25,000.00 Dr</b>	<b>29,78,33,39,850.00</b>	<b>31,63,64,51,011.00</b>	<b>7,30,72,13,839.00 Dr</b>

AAO

JH Director (Fin)

S. Sivastan Director

Member Secy

**NATIONAL CAPITAL REGION PLANNING BOARD**  
CORE-IVB, INDIA HABITAT CENTRE  
LODHI ROAD, NEW DELHI

**PREPAID EXPENSES**

Schedule-13

1-Apr-2003 to 31-Mar-2004

Particulars	Closing Balance		Page
	Debit	Credit	
MAINT. OF OFFICE EQPT-PREPAID			
NEWSPAPER & PERIODICALS-PREPAID	1,58,527.00		
PREPAID INSURANCE	5,238.00		
<b>Grand Total</b>		<b>4,423.00</b>	
		<b>1,68,188.00</b>	

*AAO*  
AAO

*JH*  
Director (fin)

*S. Sinhasani*  
Director

*Member Secretary*  
Member Secretary

**NATIONAL CAPITAL REGION PLANNING BOARD**  
CORE-IVB, INDIA HABITAT CENTRE  
LODHI ROAD, NEW DELHI

**INTEREST ACCRUED ON FDRS**

Schedule-14

1-Apr-2003 to 31-Mar-2004

Particulars	Closing Balance	
	Debit	Credit
BANK OF MAHARASHTRA-8108571		1,26,81,557.00
BANK OF MAHARASHTRA-181380		1,25,068.00
BHAARAT OVERSEAS BANK-312680		1,53,126.00
CORPN. BANK/CLFD/51		8,68,047.94
CORPN BANK/CLFD/52		4,674.65
CORPN. BANK/CLFD/53		70,027.39
CORPN BANK/CLFD/54		2,43,277.39
CORPN BANK/CLFD/55		3,67,479.45
CORPN. BANK/CLKCC/11		4,89,651.20
CORPN. BANK-CLKCC/5		18,21,556.80
CORPN. BANK/CLKCC/6		2,413.00
CORPN. BANK/CLKCC/9		23,684.40
DEV. CREDIT BK-04626300000967		12,022.00
IL&FS-006145		1,68,257.00
INDIAN BANK-688080		1,63,22,556.00
INDUSIND BANK-524452		6,24,994.63
INDUSIND BANK-524453		5,58,646.27
J&K BANK-780847-48		4,09,092.00
J&K BANK-935915		59,355.00
J&K (INTT ACCR ON FDR WEF 31.3.2004)		13,562.00
KARNATKA BANK-858554		13,562.00
LAKSHMI VILAS-274416		2,21,301.86
LORD KRISHNA BK-196171		3,17,535.56
SBOH-0511524		31,97,165.00
SBOH-0511525		31,97,165.00
SBOP-417752,53 & 59		2,23,58,184.11
SBOP-417755		1,31,50,145.28
SBOP-417760		8,40,460.27
SBOP-417761		1,96,107.40
UCO BANK-590843		1,60,11,345.00
UCO BANK-612009 & 145670		30,781.00
UNITED WEST. BANK-0761947		6,24,143.00
VIJYA BANK-120415		2,22,92,765.00
<b>Grand Total</b>		<b>11,74,69,708.60</b>

*AAO*  
AAO

*JT*  
Director (Fin)

*S. Sivastana*  
Director

*Member Secy*  
Member Secy

**NATIONAL CAPITAL REGION PLANNING BOARD**  
CORE-IVB, INDIA HABITAT CENTRE  
LODHI ROAD, NEW DELHI

**INTEREST RECEABLE**

Schedule-15

1-Apr-2003 to 31-Mar-2004

Particulars	Closing Balance		Page
	Debit	Credit	
<b>INTEREST ACCRUED ON LOANS</b>		<b>33,55,92,088.00</b>	
DHBVN LTD., HARYANA (INTT. ACCD)		62,158.00	
GOVT OF M.P.(INTT. ACCRUED)		17,99,518.00	
GOVT OF U.P. (INTT ACCRUED)		5,04,29,267.00	
GREATER NOIDA (INTT ACCRUED)		3,68,164.00	
HSCB, CHANDIGARH (INTT ACCRD)		1,91,64,650.00	
HSIDC, CHANDIGARH (INTT ACCRD)		43,14,987.00	
HUDA, CHANDIGARH (INTT ACCRD)		18,98,58,393.00	
MDA (INTT. ACCRUED)		1,95,546.00	
MUNICIPAL CORP. FBD(INTT ACCD)		6,12,022.00	
PATIALA CITY PL.&DEV. BOARD(INTT ACCD)		2,91,30,607.00	
PWD,B&R BR,HARYANA(INTT ACCD)		96,65,311.00	
PWD,PUB.HEALTH DEPT,HR.(INTT ACCD)		1,30,85,410.00	
RAJASTHAN BRIDGE CONS.(INTT ACCD)		3,49,814.00	
UHBVN. (INTT ACCD)		40,16,857.00	
U.I.T.ALWAR (INTT ACCD)		22,72,340.00	
U.P.POWER CORP.(INTT ACCD)		22,58,196.00	
UPSIDC (INTT ACCRD)		79,67,864.00	
UPSRTC (INTT ACCD)		40,984.00	
GOVT OF M.P., BHOPAL		59,80,000.00	
MUNICIPAL CORPN. FARIDABAD		1,60,00,000.00	
<b>Grand Total</b>		<b>35,75,72,088.00</b>	

*AAO*  
AAO

*Jt Director (Fin)*  
Jt Director (Fin)

*S. Sivastan*  
Director

*Member Secy*  
Member Secy

## NATIONAL CAPITAL REGION PLANNING BOARD

## INTEREST ACCRUED ON STAFF LOANS :-

## INTEREST ACCRUED ON HBA

NAME	AMOUNT SANCTIONED	Amount in Rs			
		2000-01	2001-02	2002-03	2003-04
BRIJESH KUMAR	272500	26713	27225	25225	23226
SK KATARIYA	272500	26713	27225	25225	23226
HARSH KALIA	280000	27449	27978	25925	23872
PK JAIN	325000	31861	32474	30091	27709
SANJAY	250000	24508	24977	23142	21308
S. SURENDRA	500000	42521	47414	43477	39539
RAJEEV MALHOTRA	712000			13113	74420
KRISHNA ARYA	75000			437	11166
<b>TOTAL</b>		<b>179765</b>	<b>187293</b>	<b>186635</b>	<b>244466</b>
Gross Interest accrued upto 31.3.2004					<b>798159</b>

## Details of Interest Accrued on Vehicle advance

SCOOTER ADVANCE	Amount of Principal	Recovery started from	ROI	NO of instalments	Amount of each Instl.	Interest accrued UPTO 2002-03	Interest accrued DURING 2003-04
1 Mr. Deepak Verma	30000	Jun'1999	11.5	60	500		489
2 Ms. Satnam Kaur	30000	Aug'1999	11.5	60	500		604
3 Mr. Harsh Kalia	24000	Aug'2000	10.5	70	340		1181
4 Abnash Lal	30000	Jun'2001	9.5	30	1000		285
5 RK Sardana	30000	Feb'2002	9.5	60	500		1924
6 RM Pandey	30000	Nov'2003	8%	60	500		967
7 Sushil Katriya	30000	Dec'2003	8%	60	500		780
<b>TOTAL</b>						<b>27926</b>	<b>6230</b>
<b>GROSS TOTAL</b>							<b>34156</b>
Less Received during year							<b>9576</b>
<b>Net intt. Accrued upto 31.3.2004</b>							<b>24580</b>

TOTAL INTEREST ACCRUED ON LONG TERM ADVANCES TO STAFF  
(A + B)

822739

  
 ASSISTANT ACCOUNT OFFICER

  
 JOINT DIRECTOR (FINANCE)

  
 DIRECTOR

  
 MEMBER SECRETARY

**NATIONAL CAPITAL REGION PLANNING BOARD**  
 CORE-IVB, INDIA HABITAT CENTRE  
 LODHI ROAD, NEW DELHI

**ASSETS FUND**

Schedule-17

1-Apr-2003 to 31-Mar-2004

Date	Particulars	Vch Type	Vch No.	Debit	Pa Cr.
1-4-2004	By Opening Balance				2,00,94,038
31-3-2004	To DEPRECIATION	Journal	487	29,77,179.22	
	By ACQUISITION OF F.ASSETS	Journal	517		17,37,416
	To Closing Balance			29,77,179.22	2,18,31,458
				1,88,54,276.04	
				<u>2,18,31,455.26</u>	<u>2,18,31,458</u>

*AAO*  
AAO

*J. Director (fin)*  
J. Director (fin)

S. Sivabhanu  
Director

*Member Secy*  
Member Secy

NATIONAL CAPITAL REGION PLANNING BOARD  
CORE-IVB, INDIA HABITAT CENTRE  
LODHI ROAD, NEW DELHI

OTHER FUND (PROJECT DEV.FUND)  
SCHEDULE-18

1-Apr-2003 to 31-Mar-2004

Date	Particulars	Vch Type	Vch No.	Debit	Page 1 Credit
1-4-2003	By Opening Balance				4,10,08,252.00

AA0

J-1 Director (Fin)

S. Sinhalang  
Director

member Sesoala

NATIONAL CAPITAL REGION PLANNING BOARD  
 CORE-IVB, INDIA HABITAT CENTRE  
 LODHI ROAD, NEW DELHI

MARKET BORROWINGS  
 SCHEDULE-19

1-Apr-2003 to 31-Mar-2004

Particulars	Opening Balance	Transactions		Closing Balance
		Debit	Credit	
TAXABLE BONDS (2006)	2,25,00,00,000.00 Cr	14,45,00,000.00		2,10,55,00,000.00
TAXABLE BONDS (2008)	3,87,15,00,000.00 Cr			3,87,15,00,000.00
TAX FREE BONDS (2005)	84,50,00,000.00 Cr	84,50,00,000.00		
TAX FREE BONDS (2006)	60,00,00,000.00 Cr	60,00,00,000.00		
TAXABLE BONDS (2005)	1,41,90,00,000.00 Cr	1,41,90,00,000.00		
<b>Grand Total</b>	<b>8,98,55,00,000.00 Cr</b>	<b>3,00,85,00,000.00</b>		<b>5,97,70,00,000.00</b>

*AAO*  
AAO

*JT Director (fin)*  
JT Director (fin)

*S. Sinastane*  
Director

*Member Secy*  
Member Secy

(36)

NATIONAL CAPITAL REGION PLANNING BOARD  
CORE-IVB, INDIA HABITAT CENTRE  
LODHI ROAD, NEW DELHI

GPF ACCOUNT

Schedule-20

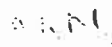
1-Apr-2003 to 31-Mar-2004

Particulars	Opening Balance	Transactions		Pa Closing Balance
		Debit	Credit	
GPF ACCOUNT				
GPF ADVANCES	73,14,369.00 Cr		22,66,087.00	95,80,456.00
GPF WITHDRAWALS		61,750.00		61,750.00
		14,10,243.00		14,10,243.00
Grand Total	73,14,369.00 Cr	14,71,993.00	22,66,087.00	81,08,463.00

  
AAO

  
J. Director (fin)

S. Srinivasan  
Director

  
Member Secretary

NATIONAL CAPITAL REGION PLANNING BOARD  
CORE-IVB, INDIA HABITAT CENTRE  
LODHI ROAD, NEW DELHI

DEPUTATION EMPLOYEES RECOVERY  
SCHEDULE-21

1-Apr-2003 to 31-Mar-2004

Particulars	Closing Balance	
	Debit	Credit
GIS OTHER EMPLOYEES		360.00
GPF OTHER EMPLOYEES		15,752.00
HBA-OTHER EMPLOYEES		4,865.00
OTHER RECOVERIES-OTHER EMP.		1,020.00
VEHICLE LOAN -OTHER EMPLOYEES		3,070.00
<b>Grand Total</b>		<b>25,067.00</b>

*Handwritten signature*  
AAO

*Handwritten signature*  
Jt Director (fin)

S. Srivastava  
Director

*Handwritten signature*  
Member Secy

**NATIONAL CAPITAL REGION PLANNING BOARD**  
CORE-IVB, INDIA HABITAT CENTRE  
LODHI ROAD, NEW DELHI

**TAX DEDUCTED AT SOURCE**

Schedule-22


1-Apr-2003 to 31-Mar-2004

Particulars	Closing Balance		Page
	Debit	Credit	
TDS-CONTRACTOR		543.0	
TDS-INTEREST		5,53,500.0	
TDS-PROFESSIONAL		9,997.0	
TDS-SALARY		25,150.0	
<b>Grand Total</b>		<b>5,89,190.0</b>	

  
AAO

  
for Jt. Director (Finance)

S. Srivastava  
Director

  
Member Secretary

NATIONAL CAPITAL REGION PLANNING BOARD

CORE-IVB, INDIA HABITAT CENTRE  
LODHI ROAD, NEW DELHI

EXPENSES PAYABLE


Schedule-23

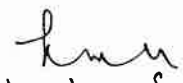
1-Apr-2003 to 31-Mar-2004

Particulars	Closing Balance		Page
	Debit	Credit	
AUDIT FEES PAYABLE			
BLAZE FLASH COURIERS P.LTD			
CONVEYANCE PAYABLE			90,000.00
DEARNNESS ALLOWANCE PAYABLE			20,888.00
ELECTRICITY EXP. PAYABLE			3,693.00
FEE & HONORARIUM PAYABLE			17,279.00
GEETA RANI-D.A.PAYABLE			5,023.00
HELLO MINERAL WATER			19,613.00
HOSPITALITY EXP. PAYABLE			228.00
INTEREST ON BOND APP.MONEY			4,500.00
INTEREST PAYABLE ON BONDS			4,619.00
KARVY CONSULTANTS			2,885.00
KENDRIYA BHANDAR			56,24,53,148.00
LEAVE SALARY PAYABLE			12,880.00
MAINTENANCE OF OFF.EQU.PAYABLE			40,707.00
MEDICAL EXP. PAYABLE			90,428.00
NCR MONITORING EXP. PAYABLE			4,800.00
NEWSPAPER EXP.PAYABLE			1,07,608.00
OTHER EXPENSES PAYABLE			95,96,523.00
OVERTIME EXP. PAYABLE			9,948.00
PENSION CONTRIBUTION PAYABLE			900.00
PENSION PAYABLE			4,033.00
PNB EMPLOYEES TRUST			90,199.00
P.O.L.EXP.PAYABLE			15,904.00
SAFDARJUNG SERVICE STN-VEH. REPAIR			1,275.00
SALARY PAYABLE			2,500.00
SANJAY SARIN-LEGAL FEE PAYABLE			28,350.00
S. GANGOPADHYAY			5,81,632.00
SYED S.SHAFI			6,300.00
TELEPHONE EXP. PAYABLE			1,000.00
TRAVELLING EXP.PAYABLE			5,360.00
TRIO SECURITY & INTELLIGENCE PVT. LTD.			43,876.00
TRUSTEE SHIP FEE PAYABLE			47,317.00
TUTION FEES PAYABLE (NP)			18,521.00
XEROX MODICORP LTD			2,49,042.00
			4,560.00
			3,617.00
Grand Total			57,35,89,156.00

  
AAO

  
for Joint Director (Fin)

  
Director

  
Member Secretary

**NATIONAL CAPITAL REGION PLANNING BOARD**

SIGNIFICANT ACCOUNTING POLICIES ANNEXED TO AND FORMING PART  
OF BALANCE SHEET AS ON 31st MARCH, 2004

**1 Basis of Accounting :**

The Accounts of the Board are prepared at historical cost under the accrual method, unless otherwise stated.

**2 Income Recognition :**

All income has been recognized on accrual basis. But the penal interest charged on delayed payments and commitment/deferment charges on loans to State Govt. accounted for on actual received basis due to uncertainty of these receipts.

**3 Fixed Assets :**

(a) Fixed Assets are stated at depreciated value. The depreciation is provided on fixed assets as per rates prescribed under the Income Tax Act on written down method.

(b) Assets Fund has been created for assets acquired out of the Government grants and the same has been shown as contra item in the Balance Sheet.

(c) Depreciation of Rs.2977179.22 on Assets acquired out of Government Grants have been charged from Assets funds and depreciation of Rs.280484.71 on Assets acquired out of own funds have been charged to Income & expenditure (Plan).

**4 Recognition of Expenditure :-**

All expenses are recognized on accrual basis except payment of LTC, which are taken on cash basis. Further reimbursement of tuition fee, medical expenses and newspaper expenses to staff and any arrears of salary and DA are accounted for in the year in which it is approved or declared.

**5 Retirement Benefits:-**

(a) Gratuity :-

No provision is made for gratuity payable to the staff and will be provided in the year of payment.

AAO  
J+ Director (Fin)

S. Sivastane  
Director

Member Secy

## (b) Provident Fund:-

The Board is maintaining General Provident Fund Account and Contributory Provident Fund Account which has been recognized by the Department of Pension and Pensioners Welfare.

The liability towards GPF & CPF has been charged to revenue in the relevant year and transferred to the provident Fund Account of the Board.

## (c) Leave Encashment :-

Liability for entitlement in respect of leave encashment is accounted for on cash basis.

## (d) Pension Fund :

No provision is made for pension payable to serving staff of the Board. However Pension paid to the retired employees of the Board during the year is charged to Income & Expenditure Account (Non-Plan). The Board has received pension fund of Rs.5,04,101/- in respect of one employees transferred from other department on permanent absorption and this is still shown as liability under the heading "Pension Fund" in liability side of the Balance Sheet.

## (e) Provision for contribution of Bard towards GIS liability:-

Amount recovered from the salary of employees towards GIS recovery was taken into GIS Fund till F.Y. 2002-03. But there was no contribution by the Board. As the Board has not yet taken any policy under Group Insurance Scheme and in order to meet any such liability as and when it will accrue a provision of Rs. 8.00 lac towards liability for Group Insurance payable on death/retirement of employee, has been provided for in the F.Y 2003-04 and the same has been taken into GIS Fund by charging from Income & Expenditure (Non-Plan).

## 6 NCR Books and Publications:-

The cost of NCR Books and Publications sold and distributed free as complimentary copies are charged to Income and Expenditure Account (Plan) and the stock of unsold books at the close of the Financial Year are valued at cost and shown in the Balance Sheet.

## 7 Plan &amp; Non-Plan Transactions :

Separate Receipts and Payment Account & Statement of Income and Expenditure are prepared for each of Plan and Non-Plan transactions.

AAO

JH

Director (Fin)

S. Sinastans

Director

member Secoa

### 8. Studies and Surveys:-

All expenses incurred on Studies and Surveys are charged to Income and Expenditure Account (Plan). The expenditure in the nature of advances is however shown as advances Recoverable in the Balance Sheet.

### 9. NCR Planning & Monitoring Cells:-

- (i) The expenses on NCR Planning & Monitoring Cell are charged to Income and expenditure under the head "Reimbursement of NCR Cell expenses" on the basis of claims submitted by the Cells for the previous year and any variation in the actual expenses on submission and approval is adjusted in the subsequent year.
- (ii) In this year following adjustments were passed through Accounts:-

(a) Expenses payable to UP Cell as on 31.3.03 was Rs, 112,82,860/- but against this actual payments made was Rs. 115,99419/- and thus Rs. 3,16,559/- was excess paid to the said cell in excess to the provision made as on 31.3.2003 and the same was passed through the accounts.

(b) Expenses payable to Haryana Cell as on 31.3.03 was Rs, 30,00,000/- but against this actual payments made was Rs.26,32,915/- and thus Rs. 3,67,085/- was short claimed by the said cell as against the provision made as on 31.3.2003 and the same was passed through the accounts.

### 10. Project Development Fund :-

Contribution was made to Project Development Fund from Plan Income of the Board up to 2000-01 and separate Receipt and Payment Account and Income & Expenditure Account was prepared for transactions relating to the Project Development Fund. Since then there is no contribution has been made to this fund and all the expenditure relating to this fund if any has been charged to Income & Expenditure Account (Plan).

11. **Income Tax:** Board's Income was exempted upto 31.3.2002 (Assesment year 2002-03) from Income Tax. But due to the withdrawal of section 10(20A) of the Income Tax Act 1961 wef. Financial Year 2002-03 (Assesment year 2003-04), a provision of Rs. 27,39,56,403/- has been made in this financial year i.e. 2003-04. However, the matter seeking tax exemption has been taken up with Income Tax Department, MOUD & PA and Ministry of Finance.

12. FSC (leave salary) amounting to Rs. 25,199/- in respect of Sh. Rajeev Chadha , relating to last year i.e. 4.9.2001 to 31.3.2003 has been charged in current year under the head of expenses leave salary.

AAO

JH.

Director (Fin)

S. Shrivastava  
Director

Member Secy

13. Figures of last year have been regroup[ed or rearranged for the sake of proper presentation of the Accounts.

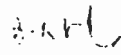
a. Excess of income over expenditure (None-Plan) upto 31.3.2003 was Rs. 12,94,538.55 merged with NCRPB Fund and similarly excess of income over expenditure for the current year is also added with NCRPB Fund.

b. Till financial year 2002-03 electricity and water (i.e. payment to Hello Mineral water) was shown separately i.e. electricity was booked under the heading electricity and water was booked under the heading Hospitality expenses. Now from current Financial Year expenses towards electricity and water expenses merged under the heading Electricity & Water Expenses.

  
AAO

  
Jt. Director (Finance)

S. Srivastava  
Director

  
Member Secretary